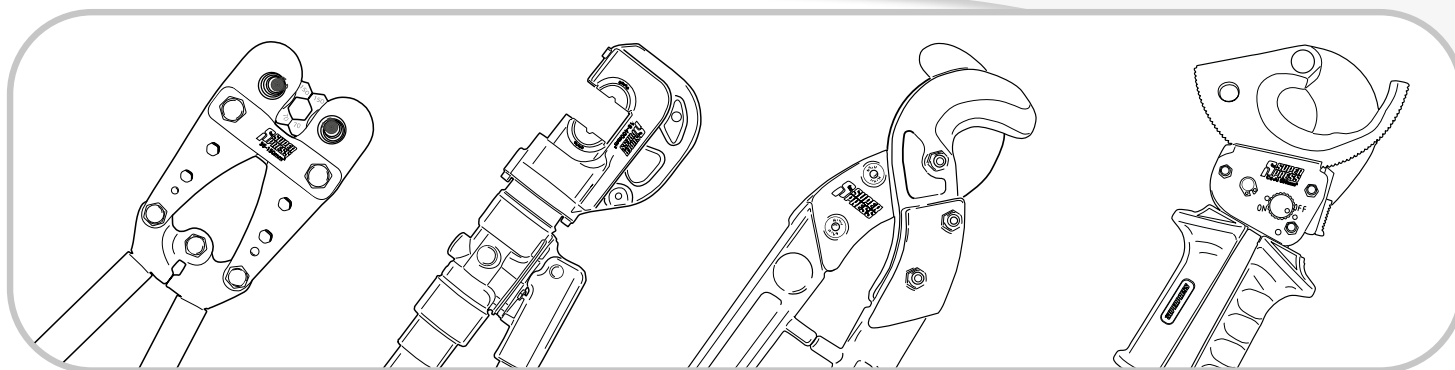
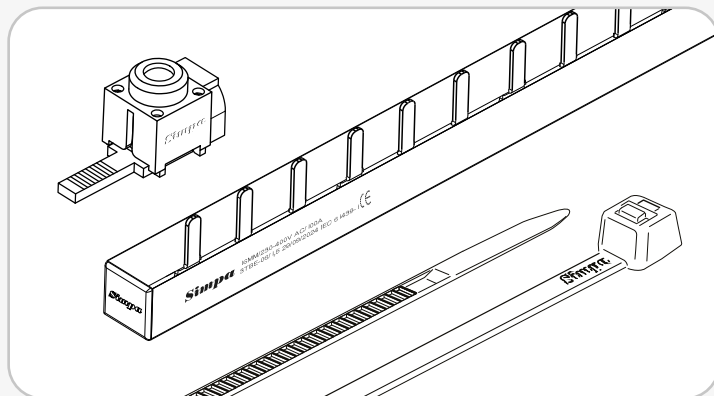
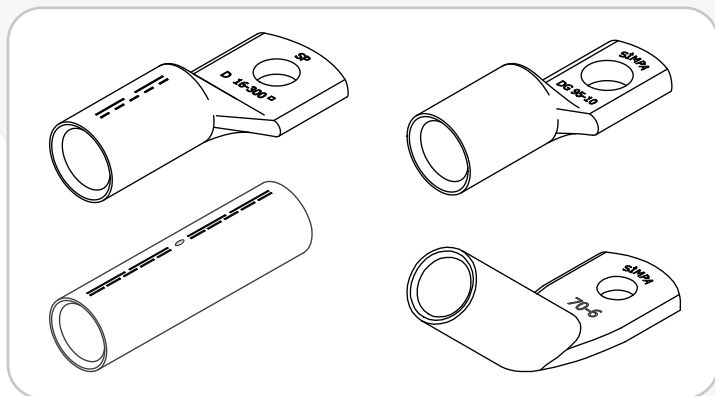


Simpa®



SINCE
1977

OCAK 2026

SERTİFİKA VE BELGELERİMİZ

CERTIFICATES AND DOCUMENTS



TÜRK STANDARDLARI ENSTİTÜSÜ
TÜRK STANDARLARINA UYGUNLUK BELGESİ
TURKISH STANDARDS INSTITUTION
CERTIFICATE OF CONFORMITY TO TURKISH STANDARDS

Markanın Tanımı TSE	Description of the Mark
	

BELGE NUMARASI 007931-TSE-02/03
REFERENCE NUMBER OF LICENCE

BELGENİN İLK VERİŞİ TARİHİ 12.01.2015
DATE OF FIRST ISSUE OF LICENCE

BELGENİN SON GEÇERLİLİK TARİHİ 21.09.2026
LICENCE VALID UNTIL

BELGE SAHİBİ KURULUŞUN ADI SIMPA ELEKTRİK MALZEMESİ SANAYİ VE TİCARET ANONİM ŞİRKETİ
NAME OF THE LICENCE HOLDER

BELGE SAHİBİ KURULUŞUN ADRESİ DUDULLU OSB MAH. DES-105 SK. DES B-11 NO:14/0 ÜMRANİYE İSTANBUL/TÜRKİYE
ADDRESS OF THE LICENCE HOLDER

ÜRETİM YERİ ADI SIMPA ELEKTRİK MALZEMESİ SANAYİ VE TİCARET ANONİM ŞİRKETİ
NAME OF THE MANUFACTURING PLACE

ÜRETİM YERİ ADRESİ DES SANAYİ SİTESİ 105 SOK. B.11 BLOK NO:16 Y. DUDULLU İSTANBUL / TÜRKİYE
ADDRESS OF THE MANUFACTURING PLACE

İPTAL EDİLEN BELGE NUMARASI (Varsa) 007931-TSE-02/02
INDICATION OF SUPERSEDED LICENCE (if any)

TEŞİLLİ TİCARİ MARKASI Simpa
REGISTERED TRADE MARK

İLGİLİ TÜRK STANDARTI TS EN IEC 61238-1-3 / 16.12.2019 – TS EN IEC 61238-1-3A/11 / 16.12.2019
RELATED TURKISH STANDARD

BELGE KAPSAMI
SCOPE OF LICENCE

-SİKSİTRİMALI BAĞLAYICILAR-SINIF A
SKP-A, SKP-S, SKP-S1, SKP-S2, SKP-S3, SKP-D, SKP-C, SKP-L90, SKP-L45, SKP-K Model Bakır/Cu
-10 mm2(DAHL)/DEN 300 mm2(DAHL)'e kadar
SEM-A, SEM-D Model (EK MUFİLAR) Bakır/Cu
-10 mm2(DAHL)/DEN 300 mm2(DAHL)'e kadar
AKP-D, AKP-DY, AKP-DK Model Alüminyum (Al) Kablo Pırpıçları
-16 mm2(DAHL)/DEN 300 mm2(DAHL)'e kadar, (K.D.28.11.2017)
AEM-D Model (EK MUFİLAR) Alüminyum (Al)
-16 mm2(DAHL)/DEN 300 mm2(DAHL)'e kadar, (K.D.28.11.2017)

e-İmza ile onaylandı
26.09.2025
Belgelendirme Merkezi Başkanı Adına
AKDOĞAN BÜLLÜT
İSTANBUL BELGELENDİRME MÜDÜRÜ V.

*Bu belge, belgelendirilen ÜRÜNÜN Üzerine verilen Emisyon emisyonu teknikleri gereği talep edildiği takdirde, belgenin geçerliliğini yitirir.
*Bu belge, TS EN ISO 9001:2015 Standardına uygun olarak belgelendirilmiştir. (Sertifikasyon kapsamı, belgenin kapsamı ile sınırlıdır.)
*TSE TANIMLI BELGELENDİRME MÜDÜRLÜĞÜ Adres: Çevre ve Yürütme Yolu ÇAYIRCIHAN KÖYÜ, TANIMLI 3027232377 Faks: 3027232305
*TSE BELGELENDİRME MERKEZİ BAŞKANLIĞI Adres: Nispetiye Cad. No:112 06100 Beşiktaş/İSTANBUL - Telefon: 0 312 416 66 11 / 416 66 17 Faks: 0 312 416 66 17 E-posta: info@tse.org.tr - web: www.tse.org.tr

<https://evrakkontrol.tse.org.tr/BelgeDogrulama.aspx?T=007931-TSE-02/03> adıyla belgenin doğruluğunu ve geçerliliğini sorgulayabilirsiniz.





CERTIFICATE

Certificate Registration No.: 12 100 37688 TMS / Order No.: 712926457

The Certification Body of TÜV SÜD Management Service GmbH certifies that the organization

Simpa®
SIMPA ELEKTRİK MALZEMESİ SAN. VE TIC. A.Ş.
DES SANAYİ SİTESİ 105 (YAPRAK) SOK. B11 BLOK NO:16
34776 Y. DUDULLU - ÜMRANİYE- İSTANBUL
Turkey

for the scope

MANUFACTURING AND SALES OF ELECTRIC CRIMPS AND BUS BARS

has established and applies a Quality Management System.
An audit was performed and has furnished proof that the requirements according to
DIN EN ISO 9001:2015
are fulfilled.
The certificate is valid from **2025-02-04** until **2028-02-03**.



Fred Wenke
Head of Certification Body
Munich, 2025-02-04

TÜV SÜD Management Service GmbH • Zertifizierungsstelle • Röllnerstraße 57 • 80339 München • Germany
www.tuv.sud.com/de/certificate-validity-check

TUV®

ZERTIFIKAT CERTIFICATE CERTIFICADO CERTIFICAZIONE CERTIFICAZIONE CERTIFICAZIONE CERTIFICAZIONE CERTIFICAZIONE



EC DECLARATION OF CONFORMITY
(AT) UYGUNLUK BEYANI

İMALATÇI (MANUFACTURER)
SIMPA ELEKTRİK MALZEMESİ SAN. VE TIC. A.Ş.
DES SANAYİ SİTESİ 105 SK. B.11 BLOK NO: 16 Y. DUDULLU-ÜMRANİYE- İSTANBUL- TÜRKİYE

ÜRÜN TANIMI (PRODUCT DESCRIPTION)
"SIMPA" MARKALI İZOLELİ OTOMAT BEŞLEME BARLARI (ISOLATED COMB BUSBARS)

MODELLER (MODELS)
MONOFAZE ERKEK İZOLELİ BARLAR (1 PHASE INSULATED COMB BUSBARS PIN TYPE)
1 TBE-12/1,5, 1 TBE-18/1,5, 1 TBE-24/1,5, 1 TBE-30/1,5, 1 TBE-M7/1,5
(2) FAZLI ERKEK İZOLELİ BARLAR (2 PHASE INSULATED COMB BUSBARS PIN TYPE)
2 TBE-06/1,0, 2 TBE-09/1,0, 2 TBE-12/1,0, 2 TBE-15/1,0, 2 TBE-06/1,5, 2 TBE-09/1,5, 2 TBE-12/1,5, 2 TBE-15/1,5, 2 TBE-M7/1,5
TRİFAZE ERKEK İZOLELİ BARLAR (3 PHASE INSULATED COMB BUSBARS PIN TYPE)
3 TBE-04/1,0, 3 TBE-06/1,0, 3 TBE-08/1,0, 3 TBE-10/1,0, 3 TBE-04/1,5, 3 TBE-06/1,5, 3 TBE-08/1,5, 3 TBE-10/1,5, 3 TBE-M7/1,5
TRİFAZE DIŞI İZOLELİ BARLAR (3 PHASE INSULATED COMB BUSBARS FORK TYPE)
3 TBO-04/1,0, 3 TBO-06/1,0, 3 TBO-08/1,0, 3 TBO-10/1,0, 3 TBO-04/1,5, 3 TBO-06/1,5, 3 TBO-08/1,5, 3 TBO-10/1,5
DÖRT FAZLI ERKEK İZOLELİ BARLAR (3 FAZ + 1 NÖTR) (4 PHASE INSULATED COMB BUSBARS PIN TYPE)
4 TBE-04/1,5, 4 TBE-08/1,5, 4 TBE-M7/1,5

UYGULANAN STANDARTLAR (APPLICABLE STANDARDS)

- TS EN 61439-1:2011
Alçak gerilim anahtarlar ve kontrol düzeni donanımları - Bölüm 1: Genel kuralları
(Low-voltage switchgear and controlgear assemblies - Part 1: General rules)
- TS EN 61439-2:2011 (İngilizce Metin)
Alçak gerilim anahtarlar ve kontrol düzeni donanımları - Bölüm 2: Güç anahtarlar ve kontrol düzeni donanımları
(Low-voltage switchgear and controlgear assemblies - Part 2: Power switchgear and controlgear assemblies)

UYGULANAN YÖNETMELİKLER (APPLICABLE DIRECTIVES)


- Belirli Gerilim Sınırları Dahilinde Kullanılmak Üzere Tasarlanmış Elektrikli Teşviht ile İlgili Yönetmelik (2006/95/AT) - (2006/95/AT) Low Voltage Directive

Yukarıda marka, model ve bilgileri verilen ve aşağı başlığında örneği olan CE işaretli ürünler için piyasaya arz edilen ürünlerin ilgili standartlara ve direktiflere uygun olarak üretilmiş, insan sağlığı, can ve mal güvenliği, hayvan ve bitki yaşamı ve sağlığı, çevre ve tüketimin korunması açısından sağlanması gereken aşağı güvenlik koşullarını sağladığını beyan ederiz.
The undersigned company certifies under its sole responsibility that the item of equipment specified above satisfies the requirements of the relevant standards and directives which are applied to them.

CE

CE Markası ilgilirdiği yılın son iki rakamı : 12
Date of affixing CE mark on the product

YER, TARİH (PLACE, DATE)
İstanbul, 16.10.2014

YETKİLİ İMZA (PLACE, DATE)
İsim Soyad **ARTUN ÖZAYDIN**
Genel Müdür
General Manager 

REVİZYON TARİHİ: 08.09.2014



Deutsche Akkreditierungsstelle

Deutsche Akkreditierungsstelle GmbH

Entrusted according to Section 8 subsection 1 AkkStellG in connection with Section 1 subsection 1 AkkStellG/IV Signatory to the Multilateral Agreements of EA, ILAC and IAF for Mutual Recognition

Accreditation 

The Deutsche Akkreditierungsstelle GmbH attests that the Certification Body for Management Systems

TÜV SÜD Management Service GmbH
Ridlerstraße 57
80339 München
(including the sites as listed in the annex)

it competent under the terms of DIN EN ISO/IEC 17021-1:2015 to carry out certifications of management systems in the following fields:

DIN EN ISO 9001:2015 Quality Management Systems
DIN EN ISO 14001:2015 Environmental Management Systems
DIN EN ISO 45001:2018 Occupational health and safety management systems
ISO/IEC 20000-1:2018 Information Technology - Service Management - Part 1: Service management system requirements
DIN EN ISO/IEC 27001:2017 Information technology - Security techniques - Information security management systems
DIN ISO 29990:2010 Learning services for non-formal education and training; DIN EN ISO 30001:2018 Energy Management Systems
The catalogue of IT security requirements under section 11 (1a) of the Energy Act and Conformity Assessment Program of Bundesnetzagentur dated 16th November 2017 for Electricity and Gas Supply Sectors
MAAS-BGW-scheme for occupational health and safety management systems (version 06/2017)
SCC-scheme for SHE-Management Systems according to DGMK Version 2011
BS OHSAS 18001:2007 Occupational Health and Safety Management Systems

The accreditation certificate shall only apply in connection with the notice of accreditation of 12.06.2020 with the accreditation number D-ZM-14143-01. It comprises the cover sheet, the reverse side of the cover sheet and the following annex with a total of 6 pages.

Registration number of the certificate: D-ZM-14143-01-00

Berlin, 12.06.2020 Dpl.-Ing. Ina Stübgenrauch
Head of Division 
Registration issued: 14.06.2020

The certificate together with its annex reflects the status at the time of the date of issue. The current status of the scope of accreditation can be found in the database of accredited bodies of Deutsche Akkreditierungsstelle GmbH.
<https://www.dakks.de/en/Content/accrdbodies-dakks>

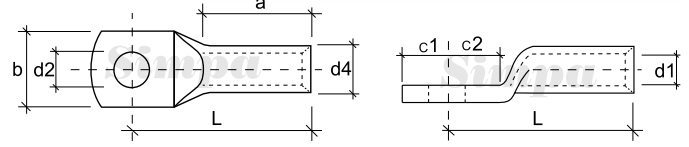
See Annex 0001001

İÇİNDEKİLER / INDEX

SKP-E	Ekonomik tip sıkmalı kablo pabucu Economic type tubular cable lugs	5	BEM-D	Bimetal ek mufları (AL-CU) Bimetallic butt connectors (AL-CU)	36
SKP-A	Açık tip sıkmalı kablo pabucu Visible type tubular cable lugs	6	BPK-D	Bimetal pin konnektör (AL-CU) Bimetallic pin type connectors (AL-CU)	37
SKP-S	Standart tip sıkmalı kablo pabucu Standard type tubular cable lugs	8	1-2-3-4 TBE KUB	İzoleli - İzolesiz baralar ve klemensleri Insulated - non insulated busbars and terminals	38
SKP-S1	Europe tip sıkmalı kablo pabucu Europe type tubular cable lugs	10	SP-MSP	Mekanik sıkma penseleri Mechanical crimping tools	44
SKP-S2	Sıkmalı kablo pabucu Long barrel tubular cable lugs	12	SP-HSP	Hidrolik sıkma penseleri Hydraulic crimping tools	46
SKP-S3	Sıkmalı kablo pabucu Longer barrel tubular cable lugs	14	SP-6T	Dar sıkma çeneleri Narrow crimping dies	48
SKP-D	DIN 46235 tip sıkmalı kablo pabucu DIN 46235 type tubular cable lugs	16	SP-13T	Geniş sıkma çeneleri Wide crimping dies	50
SKP-D1	Kaynaklı tip kablo pabucu DIN 46234 DIN 46234 type cable lugs	18	SP-KM SP-KMC	Mekanik kablo kesme makasları Mechanical cable cutters	51
SKP-GD	Gözlem delikli sıkmalı kablo pabucu Tubular cable lugs with inspection hole	20	SP-KBB SP-KBS	Kablo bağları ve aksesuarları Cable ties and accessories	54
SKP-DG	Dar girişli sıkmalı kablo pabucu Tubular cable lugs for switch gear connections	21	SP-KY	İzolesiz kablo yüksükleri Non insulated cable end-sleeves	57
SKP-L90-S1	90° açılı Europe tip kablo pabucu Europe type 90° angular cable lugs	22	SP-IKY	İzoleli kablo yüksükleri Insulated cable end-sleeves	58
SKP-L45-S1	45° açılı Europe tip kablo pabucu Europe type 45° angular cable lugs	24	SP-IKY/2	İzoleli çift girişli kablo yüksükleri Insulated twin cable end-sleeves	59
SKP-C	Çift delikli sıkmalı kablo pabucu Tubular cable lugs with two connection holes	26	SP-YK SP-CK	İzoleli yuvarlak ve çatal tip kablo pabuçları Insulated ring and fork type terminals	60
SEM-A	Standart tip sıkmalı ek mufları Standard type butt connectors	28	SP-FD SP-FE	İzoleli dişi ve erkek faston tip kablo uçları Insulated receptacles and tabs	62
SEM-D	DIN 46267-1 tip sıkmalı ek mufları DIN 46267-1 type butt connectors	29	SP-IFD	Tam izoleli dişi faston tip kablo uçları Fully Insulated receptacles	63
SKP-F	Çatal tip sıkmalı kablo pabucu Fork type tubular cable lugs	30	SP-FEG	İzoleli geri dönüşlü faston tip kablo uçları Insulated receptacles, multi type	63
AKP-D	DIN 46329 Alüminyum kablo pabucu DIN 46329 type Aluminium cable lugs	31	SP-İK	İzoleli iğne tip kablo uçları Insulated pin type connectors	64
AKP-DY	Alüminyum kablo pabucu oksit koruma yağlı Aluminium cable lugs with oxide protection oil	32	SP-IBU	İzoleli bıçak tip kablo uçları Insulated blade type terminals	64
AKP-DK	Alüminyum kablo pabucu kalay kaplı ve yağlı Aluminium cable lugs tin plated	33	SP-IEM	İzoleli ek mufları Insulated butt connectors	64
AEM-D	DIN 46267-2 tip alüminyum sıkmalı ek mufları DIN 46267-2 type aluminium butt connectors	34	SP-ET	İzoleli erkek kablo terminalleri Insulated male bullet connectors	65
BKP-D	Bimetal kablo pabuçları (AL-CU) Bimetallic cable lugs (AL-CU)	35	SP-DT	İzoleli dişi kablo terminalleri Insulated female bullet connectors	65

SKP-E

EKONOMİK TİP SIKMALI KABLO PABUCU
ECONOMIC TYPE TUBULAR CABLE LUGS
 (TAM BOYLARI STANDART TİP KABLO PABUÇLARI ÖLÇÜSÜNDEDİR)



5846 sayılı yasa gereği fotoğrafların izinsiz yayınlanması ve kullanılması kesinlikle yasaktır.

Ürün Kodu Order Code	Kablo Kesiti Cable Section (mm ²)	Civata Deliği Bolt	Boyutlar Dimensions								Kutu Adedi Box Pcs.	Kutu Ağırlığı Box Weight	Koli Adedi Parcel Pcs.	Koli Ağırlığı Box Weight	Birim Fiyatı Unit Price
			d1	d4	a	d2	b	c1	c2	L					
SKP-E/016-M05	16	M5	5,5	7,0	12,5	5,5	10,5	7,5	7,5	24,0	500	~2,0 kg.	5.000	~20,0 kg.	17,00 TL.
SKP-E/016-M06/SD		M6	5,5	7,0	12,5	6,5	10,5	7,5	7,5	24,0	500	~2,0 kg.	5.000	~20,0 kg.	15,50 TL.
SKP-E/025-M05	25	M5	7,0	9,0	17,5	5,5	14,0	8,5	8,5	30,5	300	~2,4 kg.	3.000	~24,0 kg.	33,50 TL.
SKP-E/025-M06		M6	7,0	9,0	17,5	6,5	14,0	8,5	8,5	30,5	300	~2,4 kg.	3.000	~24,0 kg.	33,50 TL.
SKP-E/025-M08/SD		M8	7,0	9,0	17,5	8,5	14,0	8,5	8,5	30,5	300	~2,4 kg.	3.000	~24,0 kg.	32,00 TL.
SKP-E/035-M06	35	M6	8,5	10,5	18,5	6,5	16,0	9,5	9,5	34,0	200	~2,2 kg.	2.000	~22,0 kg.	52,00 TL.
SKP-E/035-M08/SD		M8	8,5	10,5	18,5	8,5	16,0	9,5	9,5	34,0	200	~2,2 kg.	2.000	~22,0 kg.	50,00 TL.
SKP-E/050-M06	50	M6	10,0	12,0	20,0	6,5	18,0	11,0	11,0	39,5	125	~1,8 kg.	1.250	~18,0 kg.	60,00 TL.
SKP-E/050-M08		M8	10,0	12,0	20,0	8,5	18,0	11,0	11,0	39,5	125	~1,9 kg.	1.250	~19,0 kg.	60,00 TL.
SKP-E/050-M10/SD		M10	10,0	12,0	20,0	10,5	18,0	11,0	11,0	39,5	125	~1,8 kg.	1.250	~18,0 kg.	57,50 TL.
SKP-E/070-M06	70	M6	11,5	14,0	22,0	6,5	21,0	11,0	11,0	42,0	80	~1,7 kg.	800	~17,0 kg.	92,00 TL.
SKP-E/070-M08		M8	11,5	14,0	22,0	8,5	21,0	11,0	11,0	42,0	80	~1,7 kg.	800	~17,0 kg.	92,00 TL.
SKP-E/070-M10/SD		M10	11,5	14,0	22,0	10,5	21,0	11,0	11,0	42,0	80	~1,7 kg.	800	~17,0 kg.	90,00 TL.
SKP-E/095-M08	95	M8	13,5	16,0	25,0	8,5	24,5	12,0	12,5	48,0	60	~1,8 kg.	600	~18,0 kg.	111,50 TL.
SKP-E/095-M10		M10	13,5	16,0	25,0	10,5	24,5	12,0	12,5	48,0	60	~1,9 kg.	600	~19,0 kg.	106,50 TL.
SKP-E/095-M12/SD		M12	13,5	16,0	25,0	13,0	24,5	12,0	12,5	48,0	60	~1,8 kg.	600	~18,0 kg.	106,50 TL.
SKP-E/120-M08	120	M8	15,5	18,0	27,0	8,5	27,0	14,0	14,0	52,0	50	~1,8 kg.	500	~18,0 kg.	149,00 TL.
SKP-E/120-M10		M10	15,5	18,0	27,0	10,5	27,0	14,0	14,0	52,0	50	~1,8 kg.	500	~18,0 kg.	149,00 TL.
SKP-E/120-M12/SD		M12	15,5	18,0	27,0	13,0	27,0	14,0	14,0	52,0	50	~1,8 kg.	500	~18,0 kg.	143,00 TL.
SKP-E/150-M08	150	M8	16,5	20,0	29,0	8,5	29,0	14,0	14,0	54,5	35	~2,0 kg.	350	~20,0 kg.	230,00 TL.
SKP-E/150-M10		M10	16,5	20,0	29,0	10,5	29,0	14,0	14,0	54,5	35	~2,0 kg.	350	~20,0 kg.	230,00 TL.
SKP-E/150-M12/SD		M12	16,5	20,0	29,0	13,0	29,0	14,0	14,0	54,5	35	~2,0 kg.	350	~20,0 kg.	222,50 TL.
SKP-E/185-M10	185	M10	18,5	22,0	32,0	10,5	32,0	14,5	14,5	61,5	25	~1,8 kg.	250	~18,0 kg.	252,00 TL.
SKP-E/185-M12/SD		M12	18,5	22,0	32,0	13,0	32,0	14,5	14,5	61,5	25	~1,8 kg.	250	~18,0 kg.	244,50 TL.
SKP-E/185-M16		M16	18,5	22,0	32,0	16,5	32,0	14,5	14,5	61,5	25	~1,8 kg.	250	~18,0 kg.	244,50 TL.
SKP-E/240-M10	240	M10	21,5	25,5	36,5	10,5	37,5	16,0	16,0	69,0	20	~2,2 kg.	200	~22,0 kg.	341,00 TL.
SKP-E/240-M12/SD		M12	21,5	25,5	36,5	13,0	37,5	16,0	16,0	69,0	20	~2,2 kg.	200	~22,0 kg.	341,00 TL.
SKP-E/240-M16		M16	21,5	25,5	36,5	16,5	37,5	16,0	16,0	69,0	20	~2,2 kg.	200	~22,0 kg.	341,00 TL.

SKP-E ÖZELLİKLERİ / SPECIFICATIONS

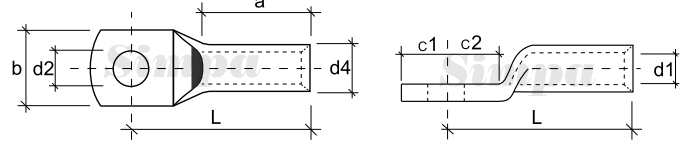
HAMMADDE	EN 13600 BAKIR BORU
MATERIAL	ELECTROLYTIC COPPER CONFORMED TO EN 13600
KAPLAMA	KALAY
COATING	TIN PLATED
BAĞLANTI	SIKMA
JOINT	CLAMP COUPLING
BORU ET KALINLIĞI	ORTA
THICKNESS	MEDIUM
KABLO GİRİŞİ	NORMAL
CABLE ENTRY	STANDARD

BU TABLODA KOUYU YAZI KARAKTERİ İLE BELİRTİLMİŞ OLAN KABLO PABUÇLARI STANDART ÜRETİMİMZİDİR.
 THE CABLE LUGS, WHICH ARE INDICATED IN BOLD FONT, ARE STANDARD PRODUCTS OF **Simpa**



SKP-A

AÇIK TİP SIKMALI KABLO PABUCU VISIBLE TYPE TUBULAR CABLE LUGS



5846 sayılı yasa gereği fotoğrafların izinsiz yayınlanması ve kullanılması kesinlikle yasaktır.

Ürün Kodu Order Code	Kablo Kesiti Cable Section (mm ²)	Civata Deliği Bolt	Boyutlar Dimensions								Kutu Adedi Box Pcs.	Kutu Ağırlığı Box Weight	Koli Adedi Parcel Pcs.	Koli Ağırlığı Box Weight	Birim Fiyatı Unit Price
			d1	d4	a	d2	b	c1	c2	L					
SKP-A/006-M04	6	M4	4,0	5,5	9,5	4,3	9,0	6,5	6,5	18,0	1.000	~2,2 kg.	8.000	~17,6 kg.	17,50 TL.
SKP-A/006-M05/SD		M5	4,0	5,5	9,5	5,3	9,0	6,5	6,5	18,0	1.000	~2,2 kg.	8.000	~17,6 kg.	17,50 TL.
SKP-A/010-M04	10	M4	4,5	6,0	11,5	4,3	9,0	7,0	7,0	20,0	800	~2,2 kg.	6.400	~17,6 kg.	19,00 TL.
SKP-A/010-M05/SD		M5	4,5	6,0	11,5	5,3	9,0	7,0	7,0	20,0	800	~2,2 kg.	6.400	~17,6 kg.	18,00 TL.
SKP-A/016-M05	16	M5	5,5	7,5	13,0	5,3	11,5	7,5	7,5	23,5	400	~2,1 kg.	3.200	~16,8 kg.	25,00 TL.
SKP-A/016-M06/SD		M6	5,5	7,5	13,0	6,5	11,5	7,5	7,5	23,5	400	~2,0 kg.	3.200	~16,0 kg.	24,50 TL.
SKP-A/025-M05	25	M5	7,0	9,5	17,5	5,3	14,0	8,5	8,5	28,5	300	~2,7 kg.	2.400	~21,6 kg.	42,50 TL.
SKP-A/025-M06		M6	7,0	9,5	17,5	6,5	14,0	8,5	8,5	28,5	300	~2,7 kg.	2.400	~21,6 kg.	42,50 TL.
SKP-A/025-M08/SD		M8	7,0	9,5	17,5	8,5	14,0	8,5	8,5	28,5	300	~2,7 kg.	2.400	~21,6 kg.	42,50 TL.
SKP-A/035-M06	35	M6	8,5	11,0	19,5	6,5	16,5	9,5	9,5	33,0	200	~2,6 kg.	1.600	~20,8 kg.	58,50 TL.
SKP-A/035-M08/SD		M8	8,5	11,0	19,5	8,5	16,5	9,5	9,5	33,0	200	~2,7 kg.	1.600	~21,6 kg.	57,00 TL.
SKP-A/035-M10	50	M10	8,5	11,0	19,5	10,5	16,5	10,0	10,0	33,0	200	~2,5 kg.	1.600	~20,0 kg.	58,50 TL.
SKP-A/050-M06		M6	10,0	13,0	21,0	6,5	19,0	11,0	11,0	37,5	125	~2,6 kg.	1.000	~20,8 kg.	89,50 TL.
SKP-A/050-M08		M8	10,0	13,0	21,0	8,5	19,0	11,0	11,0	37,5	125	~2,8 kg.	1.000	~22,4 kg.	89,50 TL.
SKP-A/050-M10/SD		M10	10,0	13,0	21,0	10,5	19,0	11,0	11,0	37,5	125	~2,6 kg.	1.000	~20,8 kg.	89,50 TL.
SKP-A/050-M12	70	M12	10,0	13,0	21,0	13,0	19,0	11,0	11,0	37,5	125	~2,5 kg.	1.000	~20,0 kg.	93,50 TL.
SKP-A/070-M06		M6	11,5	14,5	24,0	6,5	21,5	11,0	11,0	40,0	80	~2,2 kg.	640	~17,6 kg.	114,00 TL.
SKP-A/070-M08		M8	11,5	14,5	24,0	8,5	21,5	11,0	11,0	40,0	80	~2,1 kg.	640	~16,8 kg.	115,50 TL.
SKP-A/070-M10/SD		M10	11,5	14,5	24,0	10,5	21,5	11,0	11,0	40,0	80	~2,1 kg.	640	~16,8 kg.	115,50 TL.
SKP-A/070-M12		M12	11,5	14,5	24,0	13,0	21,5	11,0	11,0	40,0	80	~1,9 kg.	640	~15,2 kg.	122,50 TL.
SKP-A/070-M14		M14	11,5	14,5	24,0	14,5	21,5	11,0	11,0	40,0	80	~1,9 kg.	640	~15,2 kg.	146,00 TL.
SKP-A/095-M08	95	M8	13,5	16,5	27,0	8,5	24,0	12,0	12,5	45,5	60	~2,0 kg.	480	~16,0 kg.	137,00 TL.
SKP-A/095-M10		M10	13,5	16,5	27,0	10,5	24,0	12,0	12,5	45,5	60	~2,0 kg.	480	~16,0 kg.	129,50 TL.
SKP-A/095-M12/SD		M12	13,5	16,5	27,0	13,0	24,0	12,0	12,5	45,5	60	~1,9 kg.	480	~15,2 kg.	129,50 TL.
SKP-A/120-M08	120	M8	14,5	18,0	30,0	8,5	26,5	14,0	14,0	50,5	50	~2,4 kg.	400	~19,2 kg.	186,50 TL.
SKP-A/120-M10		M10	14,5	18,0	30,0	10,5	26,5	14,0	14,0	50,5	50	~2,4 kg.	400	~19,2 kg.	186,50 TL.
SKP-A/120-M12/SD		M12	14,5	18,0	30,0	13,0	26,5	14,0	14,0	50,5	50	~2,4 kg.	400	~19,2 kg.	186,50 TL.
SKP-A/120-M14		M14	14,5	18,0	30,0	14,5	26,5	14,0	14,0	50,5	50	~2,3 kg.	400	~18,4 kg.	186,50 TL.
SKP-A/120-M16	150	M16	14,5	18,0	30,0	16,5	26,5	14,0	14,0	50,5	50	~2,3 kg.	400	~18,4 kg.	195,00 TL.
SKP-A/150-M08		M8	16,5	21,0	31,5	8,5	30,5	14,0	14,0	54,5	30	~2,4 kg.	240	~19,2 kg.	304,00 TL.
SKP-A/150-M10		M10	16,5	21,0	31,5	10,5	30,5	14,0	14,0	54,5	30	~2,4 kg.	240	~19,2 kg.	304,00 TL.
SKP-A/150-M12/SD		M12	16,5	21,0	31,5	13,0	30,5	15,0	15,0	54,5	30	~2,3 kg.	240	~18,4 kg.	290,00 TL.
SKP-A/150-M14		M14	16,5	21,0	31,5	14,5	30,5	15,0	15,0	54,5	30	~2,3 kg.	240	~18,4 kg.	300,00 TL.
SKP-A/150-M16		M16	16,5	21,0	31,5	16,5	30,5	15,0	15,0	54,5	30	~2,2 kg.	240	~17,6 kg.	304,00 TL.
SKP-A/150-M20	185	M20	16,5	21,0	31,5	21,0	30,5	15,0	15,0	54,5	30	~2,1 kg.	240	~16,8 kg.	304,00 TL.
SKP-A/185-M10		M10	18,5	23,0	34,5	10,5	33,5	16,0	16,0	61,0	20	~1,9 kg.	160	~15,2 kg.	338,00 TL.
SKP-A/185-M12/SD		M12	18,5	23,0	34,5	13,0	33,5	16,0	16,0	61,0	20	~1,9 kg.	160	~15,2 kg.	334,00 TL.
SKP-A/185-M14		M14	18,5	23,0	34,5	14,5	33,5	16,0	16,0	61,0	20	~1,8 kg.	160	~14,4 kg.	334,00 TL.
SKP-A/185-M16	185	M16	18,5	23,0	34,5	16,5	33,5	16,0	16,0	61,0	20	~1,8 kg.	160	~14,4 kg.	334,00 TL.
SKP-A/185-M20		M20	18,5	23,0	34,5	21,0	33,5	16,0	16,0	61,0	20	~1,7 kg.	160	~13,6 kg.	345,00 TL.

Ürün Kodu Order Code	Kablo Kesiti Cable Section (mm ²)	Civata Deliği Bolt	Boyutlar Dimensions									Kutu Adedi Box Pcs.	Kutu Ağırlığı Box Weight	Koli Adedi Parcel Pcs.	Koli Ağırlığı Box Weight	Birim Fiyatı Unit Price
			d1	d4	a	d2	b	c1	c2	L						
SKP-A/240-M10	240	M10	21,0	26,0	39,0	10,5	38,0	16,5	16,5	65,5	20	~2,5 kg.	160	~20,0 kg.	469,00 ₺.	
SKP-A/240-M12/SD		M12	21,0	26,0	39,0	13,0	38,0	16,5	16,5	65,5	20	~2,5 kg.	160	~20,0 kg.	455,50 ₺.	
SKP-A/240-M14		M14	21,0	26,0	39,0	14,5	38,0	16,5	16,5	65,5	20	~2,5 kg.	160	~20,0 kg.	455,50 ₺.	
SKP-A/240-M16		M16	21,0	26,0	39,0	16,5	38,0	16,5	16,5	65,5	20	~2,4 kg.	160	~19,2 kg.	455,50 ₺.	
SKP-A/240-M20		M20	21,0	26,0	39,0	21,0	38,0	16,5	16,5	65,5	20	~2,4 kg.	160	~19,2 kg.	469,00 ₺.	
SKP-A/300-M12	300	M12	23,5	28,5	42,5	13,0	42,0	19,0	22,0	77,0	16	~2,8 kg.	128	~22,4 kg.	573,00 ₺.	
SKP-A/300-M14		M14	23,5	28,5	42,5	15,0	42,0	19,0	22,0	77,0	16	~2,8 kg.	128	~22,4 kg.	573,00 ₺.	
SKP-A/300-M16/SD		M16	23,5	28,5	42,5	17,0	42,0	19,0	22,0	77,0	16	~2,8 kg.	128	~22,4 kg.	573,00 ₺.	
SKP-A/300-M20		M20	23,5	28,5	42,5	21,0	42,0	19,0	22,0	77,0	16	~2,7 kg.	128	~21,6 kg.	573,00 ₺.	
SKP-A/400-M12	400	M12	27,0	33,0	47,0	13,0	48,0	20,0	20,0	84,0	6		48			
SKP-A/400-M14		M14	27,0	33,0	47,0	15,0	48,0	20,0	20,0	84,0	6		48			
SKP-A/400-M16/SD		M16	27,0	33,0	47,0	17,0	48,0	20,0	20,0	84,0	6		48			
SKP-A/400-M20		M20	27,0	33,0	47,0	21,0	48,0	20,0	20,0	84,0	6		48			

SKP-A ÖZELLİKLERİ / SPECIFICATIONS

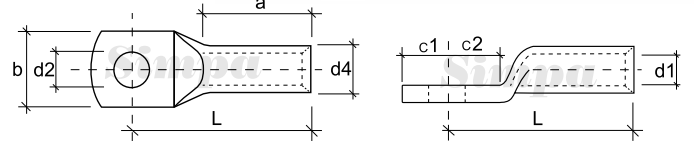
HAMMADDE	EN 13600 BAKIR BORU
MATERIAL	ELECTROLYTIC COPPER CONFORMED TO EN 13600
KAPLAMA	KALAY
COATING	TIN PLATED
BAĞLANTI	SIKMA VEYA LEHİM
JOINT	CLAMP COUPLING OR SOLDER
BORU ET KALINLIĞI	KALIN
THICKNESS	THICK
KABLO GİRİŞİ	NORMAL
CABLE ENTRY	STANDARD

BU TABLODA KOYU YAZI KARAKTERİ İLE BELİRTİLMİŞ OLAN KABLO PABUÇLARI STANDART ÜRETİMİMİZDİR.
THE CABLE LUGS, WHICH ARE INDICATED IN BOLD FONT, ARE STANDARD PRODUCTS OF **Simpa**



SKP-S

STANDART TİP SIKMALI KABLO PABUCU STANDARD TYPE TUBULAR CABLE LUGS



5846 sayılı yasa gereği fotoğrafların izinsiz yayınlanması ve kullanılması kesinlikle yasaktır.

Ürün Kodu Order Code	Kablo Kesiti Cable Section (mm ²)	Civata Deliği Bolt	Boyutlar Dimensions								Kutu Adedi Box Pcs.	Kutu Ağırlığı Box Weight	Koli Adedi Parcel Pcs.	Koli Ağırlığı Box Weight	Birim Fiyatı Unit Price
			d1	d4	a	d2	b	c1	c2	L					
SKP-S/006-M04	6	M4	4,0	5,5	9,5	4,3	9,0	6,5	6,5	19,0	1.000	~2,3 kg.	8.000	~18,4 kg.	19,50 TL.
SKP-S/006-M05/SD		M5	4,0	5,5	9,5	5,3	9,0	6,5	6,5	19,0	1.000	~2,2 kg.	8.000	~17,6 kg.	19,50 TL.
SKP-S/006-M06		M6	4,0	6,0	11,0	6,4	11,0	7,0	7,0	21,0	700	~2,4 kg.	5.600	~20,0 kg.	23,00 TL.
SKP-S/006-M08		M8	4,0	6,0	11,0	8,4	13,5	8,0	8,0	22,5	600	~2,2 kg.	4.800	~17,6 kg.	26,00 TL.
SKP-S/010-M04	10	M4	4,5	6,0	10,5	4,3	9,0	7,0	7,0	21,0	800	~2,3 kg.	6.400	~18,4 kg.	20,00 TL.
SKP-S/010-M05/SD		M5	4,5	6,0	10,5	5,3	10,0	7,0	7,0	21,0	800	~2,3 kg.	6.400	~18,4 kg.	19,50 TL.
SKP-S/010-M06		M6	4,5	6,5	12,0	6,4	11,0	7,0	7,0	23,0	700	~2,9 kg.	5.600	~23,2 kg.	20,00 TL.
SKP-S/010-M08		M8	4,5	6,5	12,0	8,4	14,0	8,0	8,0	24,5	600	~2,5 kg.	4.800	~20,0 kg.	22,00 TL.
SKP-S/010-M10	M10	4,5	6,5	12,0	10,5	16,0	9,0	9,0	28,0	500	~2,2 kg.	4.000	~17,6 kg.	30,50 TL.	
SKP-S/016-M05	16	M5	5,5	7,5	12,5	5,3	12,0	7,5	7,5	24,0	400	~2,2 kg.	3.200	~17,6 kg.	27,50 TL.
SKP-S/016-M06/SD		M6	5,5	7,5	12,5	6,5	12,0	7,5	7,5	24,0	400	~2,1 kg.	3.200	~16,8 kg.	27,50 TL.
SKP-S/016-M08		M8	5,5	7,5	13,0	8,4	13,5	8,0	8,0	25,5	500	~2,6 kg.	4.000	~20,8 kg.	29,00 TL.
SKP-S/016-M10		M10	5,5	7,5	13,0	10,5	16,0	9,0	9,0	27,0	400	~2,2 kg.	3.200	~17,6 kg.	34,50 TL.
SKP-S/025-M06	25	M6	7,0	9,5	16,0	6,5	14,0	8,5	8,5	30,5	300	~2,8 kg.	2.400	~22,4 kg.	47,00 TL.
SKP-S/025-M08/SD		M8	7,0	9,5	16,0	8,5	14,0	8,5	8,5	30,5	300	~3,0 kg.	2.400	~24,0 kg.	46,00 TL.
SKP-S/025-M10		M10	7,0	9,5	16,0	10,5	16,0	10,0	10,0	31,5	250	~2,4 kg.	2.000	~19,2 kg.	50,00 TL.
SKP-S/025-M12		M12	7,0	9,5	19,0	13,0	18,0	11,0	11,0	35,0	200	~2,2 kg.	1.600	~17,6 kg.	57,00 TL.
SKP-S/035-M06	35	M6	8,5	11,0	19,0	6,5	17,0	9,5	9,5	34,5	200	~2,9 kg.	1.600	~23,2 kg.	64,00 TL.
SKP-S/035-M08/SD		M8	8,5	11,0	19,0	8,5	17,0	9,5	9,5	34,5	200	~2,7 kg.	1.600	~21,6 kg.	62,00 TL.
SKP-S/035-M10		M10	8,5	11,0	19,0	10,5	17,0	10,0	10,0	34,5	200	~2,6 kg.	1.600	~20,8 kg.	62,00 TL.
SKP-S/035-M12		M12	8,5	11,0	19,0	13,0	18,5	11,0	11,0	36,5	150	~2,1 kg.	1.200	~16,8 kg.	70,00 TL.
SKP-S/050-M06	50	M6	10,0	13,0	20,0	6,5	19,0	11,0	11,0	39,5	125	~2,9 kg.	1.000	~23,2 kg.	94,00 TL.
SKP-S/050-M08		M8	10,0	13,0	20,0	8,5	19,0	11,0	11,0	39,5	125	~2,9 kg.	1.000	~23,2 kg.	94,00 TL.
SKP-S/050-M10/SD		M10	10,0	13,0	20,0	10,5	19,0	11,0	11,0	39,5	125	~2,8 kg.	1.000	~22,4 kg.	94,00 TL.
SKP-S/050-M12		M12	10,0	13,0	20,0	13,0	19,0	11,0	11,0	39,5	125	~2,6 kg.	1.000	~20,8 kg.	100,00 TL.
SKP-S/050-M14	M14	10,0	13,0	20,0	14,5	21,0	13,0	13,0	42,0	100	~2,3 kg.	800	~18,4 kg.	112,00 TL.	
SKP-S/070-M06	70	M6	11,5	14,5	21,5	6,5	21,5	11,0	11,0	41,5	80	~2,3 kg.	640	~18,4 kg.	128,50 TL.
SKP-S/070-M08		M8	11,5	14,5	21,5	8,5	21,5	11,0	11,0	41,5	80	~2,1 kg.	640	~16,8 kg.	128,50 TL.
SKP-S/070-M10/SD		M10	11,5	14,5	21,5	10,5	21,5	11,0	11,0	41,5	80	~2,1 kg.	640	~16,8 kg.	128,50 TL.
SKP-S/070-M12		M12	11,5	14,5	21,5	13,0	21,5	11,0	11,0	41,5	80	~2,1 kg.	640	~16,8 kg.	135,50 TL.
SKP-S/070-M14		M14	11,5	14,5	21,5	14,5	23,0	13,0	13,0	44,0	70	~2,0 kg.	560	~16,0 kg.	163,00 TL.
SKP-S/070-M16		M16	11,5	14,5	21,5	16,5	23,0	16,0	16,0	46,5	70	~2,0 kg.	560	~16,0 kg.	163,00 TL.
SKP-S/095-M06	95	M6	13,5	16,5	25,0	6,5	24,0	12,0	12,5	48,0	60	~2,2 kg.	480	~17,6 kg.	152,00 TL.
SKP-S/095-M08		M8	13,5	16,5	25,0	8,5	24,0	12,0	12,5	48,0	60	~2,2 kg.	480	~17,6 kg.	145,00 TL.
SKP-S/095-M10		M10	13,5	16,5	25,0	10,5	24,0	12,0	12,5	48,0	60	~2,2 kg.	480	~17,6 kg.	135,50 TL.
SKP-S/095-M12/SD		M12	13,5	16,5	25,0	13,0	24,0	12,0	12,5	48,0	60	~2,1 kg.	480	~16,8 kg.	135,50 TL.
SKP-S/095-M14		M14	13,5	16,5	25,0	14,5	26,0	14,0	14,0	50,0	50	~1,9 kg.	400	~15,2 kg.	186,50 TL.
SKP-S/095-M16		M16	13,5	16,5	25,0	16,5	26,0	16,0	16,0	52,0	50	~1,9 kg.	400	~15,2 kg.	186,50 TL.

Ürün Kodu Order Code	Kablo Kesiti Cable Section (mm ²)	Civata Deliği Bolt	Boyutlar Dimensions									Kutu Adedi Box Pcs.	Kutu Ağırlığı Box Weight	Koli Adedi Parcel Pcs.	Koli Ağırlığı Box Weight	Birim Fiyatı Unit Price
			d1	d4	a	d2	b	c1	c2	L						
SKP-S/120-M08	120	M8	14,5	18,0	27,0	8,5	26,5	14,0	14,0	52,0	50	~2,4 kg.	400	~19,2 kg.	193,00 TL.	
SKP-S/120-M10		M10	14,5	18,0	27,0	10,5	26,5	14,0	14,0	52,0	50	~2,4 kg.	400	~19,2 kg.	193,00 TL.	
SKP-S/120-M12/SD		M12	14,5	18,0	27,0	13,0	26,5	14,0	14,0	52,0	50	~2,4 kg.	400	~19,2 kg.	193,00 TL.	
SKP-S/120-M14		M14	14,5	18,0	27,0	14,5	26,5	14,0	14,0	52,0	50	~1,8 kg.	400	~14,4 kg.	193,00 TL.	
SKP-S/120-M16		M16	14,5	18,0	27,0	16,5	26,5	14,0	14,0	52,0	50	~1,8 kg.	400	~14,4 kg.	200,00 TL.	
SKP-S/120-M20		M20	14,5	18,0	27,0	21,0	29,0	16,0	16,0	54,0	40	~1,9 kg.	320	~15,2 kg.	207,00 TL.	
SKP-S/150-M06	150	M6	16,5	21,0	29,0	6,5	30,5	14,0	14,0	57,0	30	~2,5 kg.	240	~20,0 kg.	320,50 TL.	
SKP-S/150-M08		M8	16,5	21,0	29,0	8,5	30,5	14,0	14,0	57,0	30	~2,5 kg.	240	~20,0 kg.	320,50 TL.	
SKP-S/150-M10		M10	16,5	21,0	29,0	10,5	30,5	14,0	14,0	57,0	30	~2,5 kg.	240	~20,0 kg.	313,50 TL.	
SKP-S/150-M12/SD		M12	16,5	21,0	29,0	13,0	30,5	15,0	15,0	57,0	30	~2,5 kg.	240	~20,0 kg.	298,00 TL.	
SKP-S/150-M14		M14	16,5	21,0	29,0	14,5	30,5	15,0	15,0	57,0	30	~2,3 kg.	240	~18,4 kg.	312,00 TL.	
SKP-S/150-M16		M16	16,5	21,0	29,0	16,5	30,5	15,0	15,0	57,0	30	~2,3 kg.	240	~18,4 kg.	319,00 TL.	
SKP-S/150-M20	M20	16,5	21,0	29,0	21,0	30,5	15,0	15,0	57,0	30	~2,2 kg.	240	~17,6 kg.	319,00 TL.		
SKP-S/185-M10	185	M10	18,5	23,0	33,0	10,5	33,5	16,0	16,0	63,0	20	~2,0 kg.	160	~16,0 kg.	345,00 TL.	
SKP-S/185-M12/SD		M12	18,5	23,0	33,0	13,0	33,5	16,0	16,0	63,0	20	~2,0 kg.	160	~16,0 kg.	345,00 TL.	
SKP-S/185-M14		M14	18,5	23,0	33,0	14,5	33,5	16,0	16,0	63,0	20	~1,9 kg.	160	~15,2 kg.	345,00 TL.	
SKP-S/185-M16		M16	18,5	23,0	33,0	16,5	33,5	16,0	16,0	63,0	20	~1,9 kg.	160	~15,2 kg.	345,00 TL.	
SKP-S/185-M20	M20	18,5	23,0	33,0	21,0	33,5	16,0	16,0	63,0	20	~1,8 kg.	160	~14,4 kg.	359,00 TL.		
SKP-S/240-M10	240	M10	21,0	26,0	37,0	10,5	38,0	16,5	16,5	70,0	20	~2,8 kg.	160	~22,4 kg.	484,50 TL.	
SKP-S/240-M12/SD		M12	21,0	26,0	37,0	13,0	38,0	16,5	16,5	70,0	20	~2,7 kg.	160	~21,6 kg.	469,00 TL.	
SKP-S/240-M14		M14	21,0	26,0	37,0	14,5	38,0	16,5	16,5	70,0	20	~2,6 kg.	160	~20,8 kg.	469,00 TL.	
SKP-S/240-M16		M16	21,0	26,0	37,0	16,5	38,0	16,5	16,5	70,0	20	~2,6 kg.	160	~20,8 kg.	469,00 TL.	
SKP-S/240-M20	M20	21,0	26,0	37,0	21,0	38,0	16,5	16,5	70,0	20	~2,5 kg.	160	~20,0 kg.	484,50 TL.		
SKP-S/300-M10	300	M10	23,5	28,5	41,0	10,5	42,0	19,0	22,0	80,0	16	~2,8 kg.	128	~22,4 kg.	595,00 TL.	
SKP-S/300-M12		M12	23,5	28,5	41,0	13,0	42,0	19,0	22,0	80,0	16	~2,8 kg.	128	~22,4 kg.	595,00 TL.	
SKP-S/300-M14		M14	23,5	28,5	41,0	15,0	42,0	19,0	22,0	80,0	16	~2,7 kg.	128	~21,6 kg.	595,00 TL.	
SKP-S/300-M16/SD		M16	23,5	28,5	41,0	17,0	42,0	19,0	22,0	80,0	16	~2,6 kg.	128	~20,8 kg.	595,00 TL.	
SKP-S/300-M20	M20	23,5	28,5	41,0	21,0	42,0	19,0	22,0	80,0	16	~2,5 kg.	128	~20,0 kg.	595,00 TL.		
SKP-S/400-M12	400	M12	27,0	33,0	46,0	13,0	48,0	20,0	20,0	90,0	6	~1,7 kg.	48	~13,6 kg.	954,00 TL.	
SKP-S/400-M14		M14	27,0	33,0	46,0	15,0	48,0	20,0	20,0	90,0	6	~1,7 kg.	48	~13,6 kg.	954,00 TL.	
SKP-S/400-M16/SD		M16	27,0	33,0	46,0	17,0	48,0	20,0	20,0	90,0	6	~1,6 kg.	48	~12,8 kg.	954,00 TL.	
SKP-S/400-M20	M20	27,0	33,0	46,0	21,0	48,0	20,0	20,0	90,0	6	~1,7 kg.	48	~13,6 kg.	1.016,00 TL.		
SKP-S/500-M16	500	M16	30,0	38,0	56,0	17,0	55,0	22,0	22,0	100,0	5	~2,2 kg.	40	~17,6 kg.	1.626,00 TL.	
SKP-S/500-M20/SD		M20	30,0	38,0	56,0	21,0	55,0	22,0	22,0	100,0	5	~2,1 kg.	40	~16,8 kg.	1.626,00 TL.	
SKP-S/625-M16	625	M16	34,0	42,0	60,0	17,0	61,0	23,0	23,0	113,0	4	~2,3 kg.	32	~18,4 kg.	2.857,00 TL.	
SKP-S/625-M20/SD		M20	34,0	42,0	60,0	21,0	61,0	23,0	23,0	113,0	4	~2,3 kg.	32	~18,4 kg.	2.857,00 TL.	

SKP-S ÖZELLİKLERİ / SPECIFICATIONS

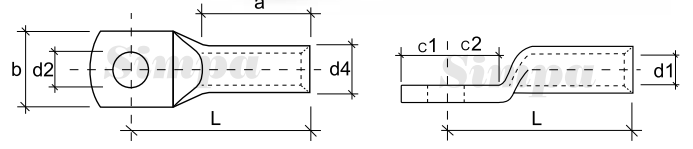
HAMMADDE	EN 13600 BAKIR BORU
MATERIAL	ELECTROLYTIC COPPER CONFORMED TO EN 13600
KAPLAMA	KALAY
COATING	TIN PLATED
BAGLANTI	SIKMA
JOINT	CLAMP COUPLING
BORU ET KALINLIĞI	KALIN
THICKNESS	THICK
KABLO GİRİŞİ	NORMAL
CABLE ENTRY	STANDARD

BU TABLODA KOYU YAZI KARAKTERİ İLE BELİRTİLMİŞ OLAN KABLO PABUÇLARI STANDART ÜRETİMİMİZDİR.
THE CABLE LUGS, WHICH ARE INDICATED IN BOLD FONT, ARE STANDARD PRODUCTS OF **Simpa**



SKP-S1

EUROPE TİP SIKMALI KABLO PABUCU EUROPE TYPE TUBULAR CABLE LUGS



5846 sayılı yasa gereği fotoğrafların izinsiz yayınlanması ve kullanılması kesinlikle yasaktır.

Ürün Kodu Order Code	Kablo Kesiti Cable Section (mm ²)	Civata Deliği Bolt	Boyutlar Dimensions								Kutu Adedi Box Pcs.	Kutu Ağırlığı Box Weight	Koli Adedi Parcel Pcs.	Koli Ağırlığı Box Weight	Birim Fiyatı Unit Price
			d1	d4	a	d2	b	c1	c2	L					
SKP-S1/002,5-M04	2.5	M4	2,3	4,2	6,0	4,3	7,5	4,0	5,0	13,0	1.000	~1,2 kg.	6.000	~7,2 kg.	20,50 TL.
SKP-S1/002,5-M05/SD		M5	2,3	4,2	6,0	5,3	8,5	4,75	5,5	14,0	1.000	~1,3 kg.	6.000	~7,8 kg.	21,00 TL.
SKP-S1/002,5-M06		M6	2,3	4,2	6,0	6,5	9,5	6,5	6,5	16,0	1.000	~1,5 kg.	6.000	~9,0 kg.	22,00 TL.
SKP-S1/004-M05/SD	4	M5	3,0	5,0	8,0	5,3	9,0	4,75	6,0	18,0	700	~1,6 kg.	4.200	~9,6 kg.	24,00 TL.
SKP-S1/004-M06		M6	3,0	5,0	8,0	6,5	10,0	6,5	6,5	19,0	700	~1,8 kg.	4.200	~10,8 kg.	25,00 TL.
SKP-S1/004-M08		M8	3,0	5,0	8,0	8,5	13,0	8,5	9,5	22,0	700	~2,2 kg.	4.200	~15,4 kg.	26,00 TL.
SKP-S1/006-M06/SD	6	M6	3,5	6,5	9,0	6,5	12,0	6,5	7,5	21,0	500	~2,4 kg.	3.000	~14,4 kg.	27,00 TL.
SKP-S1/006-M08		M8	3,5	6,5	9,0	8,5	15,0	10,0	10,0	23,0	500	~2,8 kg.	3.000	~16,8 kg.	27,50 TL.
SKP-S1/006-M10		M10	3,5	6,5	9,0	10,5	17,0	12,0	12,0	25,0	500	~3,0 kg.	3.000	~18,0 kg.	42,00 TL.
SKP-S1/006-M12	M12	3,5	6,5	9,0	13,0	19,0	13,0	13,0	28,0	400	~2,8 kg.	3.000	~16,8 kg.	49,00 TL.	
SKP-S1/010-M05	10	M5	4,5	7,0	10,0	5,5	12,0	6,5	7,5	22,0	500	~2,1 kg.	3.000	~12,6 kg.	28,00 TL.
SKP-S1/010-M06/SD		M6	4,5	7,0	10,0	6,5	12,0	6,2	7,5	22,0	500	~2,1 kg.	3.000	~12,6 kg.	28,00 TL.
SKP-S1/010-M08		M8	4,5	7,0	10,0	8,5	15,0	10,0	10,0	25,0	400	~2,4 kg.	2.400	~14,4 kg.	33,00 TL.
SKP-S1/010-M10	M10	4,5	7,5	10,0	10,5	17,0	12,0	12,0	27,0	400	~2,6 kg.	2.400	~15,6 kg.	37,00 TL.	
SKP-S1/010-M12	M12	4,5	7,5	10,0	13,0	19,0	13,0	13,0	29,0	300	~2,0 kg.	1.800	~12,0 kg.	48,00 TL.	
SKP-S1/016-M05	16	M5	5,5	8,5	13,0	5,5	12,0	5,5	6,5	26,0	400	~2,2 kg.	2.400	~13,2 kg.	45,50 TL.
SKP-S1/016-M06		M6	5,5	8,5	13,0	6,5	12,0	6,2	7,5	27,0	400	~3,4 kg.	2.400	~20,4 kg.	45,50 TL.
SKP-S1/016-M08/SD		M8	5,5	8,5	13,0	8,4	15,0	8,5	9,5	29,0	300	~2,8 kg.	1.800	~16,8 kg.	45,50 TL.
SKP-S1/016-M10	M10	5,5	8,5	13,0	10,5	17,0	10,5	11,5	31,0	300	~3,0 kg.	1.800	~18,0 kg.	54,50 TL.	
SKP-S1/016-M12	M12	5,5	8,5	13,0	13,0	19,0	13,0	13,0	33,0	250	~2,6 kg.	1.500	~15,6 kg.	65,50 TL.	
SKP-S1/025-M05	25	M5	7,0	10,0	15,0	5,5	14,0	7,5	7,5	30,0	200	~2,5 kg.	1.200	~15,0 kg.	64,00 TL.
SKP-S1/025-M06		M6	7,0	10,0	15,0	6,5	14,0	7,5	7,5	30,0	200	~2,4 kg.	1.200	~14,4 kg.	64,00 TL.
SKP-S1/025-M08/SD		M8	7,0	10,0	15,0	8,4	16,0	10,0	10,0	32,0	200	~2,7 kg.	1.200	~16,2 kg.	64,00 TL.
SKP-S1/025-M10	M10	7,0	10,0	15,0	10,5	18,0	12,0	12,0	34,0	200	~2,8 kg.	1.200	~16,8 kg.	70,00 TL.	
SKP-S1/025-M12	M12	7,0	10,0	15,0	13,0	19,0	13,0	13,0	35,0	200	~2,8 kg.	1.200	~16,8 kg.	78,50 TL.	
SKP-S1/035-M06	35	M6	8,5	12,0	17,0	6,5	17,0	7,5	7,5	32,0	125	~2,3 kg.	750	~13,8 kg.	93,00 TL.
SKP-S1/035-M08/SD		M8	8,5	12,0	17,0	8,4	17,0	10,0	10,0	34,0	125	~2,5 kg.	750	~15,0 kg.	93,00 TL.
SKP-S1/035-M10		M10	8,5	12,0	17,0	10,5	19,0	12,0	12,0	37,0	125	~2,7 kg.	750	~16,2 kg.	108,00 TL.
SKP-S1/035-M12	M12	8,5	12,0	17,0	13,0	21,0	13,0	13,0	38,0	125	~2,7 kg.	750	~16,2 kg.	112,00 TL.	
SKP-S1/035-M16	M16	8,5	12,0	17,0	17,0	26,0	16,0	16,0	42,0	100	~2,9 kg.	600	~17,4 kg.	139,00 TL.	
SKP-S1/050-M06	50	M6	10,0	14,0	19,0	6,5	20,0	10,0	10,0	37,0	80	~2,4 kg.	480	~14,4 kg.	151,00 TL.
SKP-S1/050-M08		M8	10,0	14,0	19,0	8,5	20,0	10,0	10,0	37,0	80	~2,3 kg.	480	~13,8 kg.	151,00 TL.
SKP-S1/050-M10/SD		M10	10,0	14,0	19,0	10,5	20,0	12,0	12,0	39,0	80	~2,5 kg.	480	~15,0 kg.	145,50 TL.
SKP-S1/050-M12	M12	10,0	14,0	19,0	13,0	23,0	13,0	13,0	43,0	80	~2,7 kg.	480	~16,2 kg.	164,50 TL.	
SKP-S1/050-M14	M14	10,0	14,0	19,0	15,0	23,0	14,5	14,5	45,0	80	~2,7 kg.	480	~16,2 kg.	166,00 TL.	
SKP-S1/050-M16	M16	10,0	14,0	19,0	17,0	28,0	16,0	16,0	46,0	80	~2,8 kg.	480	~16,8 kg.	190,00 TL.	
SKP-S1/050-M20	M20	10,0	14,0	19,0	21,0	30,0	19,0	19,0	48,0	80	~2,7 kg.	480	~16,2 kg.	215,50 TL.	

Ürün Kodu Order Code	Kablo Kesiti Cable Section (mm ²)	Civata Deliği Bolt	Boyutlar Dimensions									Kutu Adedi Box Pcs.	Kutu Ağırlığı Box Weight	Koli Adedi Parcel Pcs.	Koli Ağırlığı Box Weight	Birim Fiyatı Unit Price
			d1	d4	a	d2	b	c1	c2	L						
SKP-S1/070-M06	70	M6	12,0	16,5	21,0	6,5	23,0	10,0	10,0	43,0	60	~2,8 kg.	360	~16,8 kg.	209,50 TL.	
SKP-S1/070-M08		M8	12,0	16,5	21,0	8,5	23,0	10,0	10,0	43,0	60	~2,7 kg.	360	~16,2 kg.	207,00 TL.	
SKP-S1/070-M10/SD		M10	12,0	16,5	21,0	10,5	23,0	12,0	12,0	44,0	60	~2,8 kg.	360	~16,8 kg.	207,00 TL.	
SKP-S1/070-M12		M12	12,0	16,5	21,0	13,0	23,0	13,0	13,0	46,0	60	~2,9 kg.	360	~17,4 kg.	221,50 TL.	
SKP-S1/070-M14		M14	12,0	16,5	21,0	15,0	23,0	14,5	14,5	48,0	60	~2,9 kg.	360	~17,4 kg.	230,50 TL.	
SKP-S1/070-M16		M16	12,0	16,5	21,0	17,0	28,0	16,0	16,0	50,0	50	~2,6 kg.	300	~15,6 kg.	304,00 TL.	
SKP-S1/070-M20		M20	12,0	16,5	21,0	21,0	30,0	19,0	19,0	53,0	50	~2,6 kg.	300	~15,6 kg.	336,00 TL.	
SKP-S1/095-M08	95	M8	13,5	18,0	25,0	8,5	26,0	12,0	12,0	48,0	50	~2,9 kg.	300	~17,4 kg.	230,50 TL.	
SKP-S1/095-M10		M10	13,5	18,0	25,0	10,5	26,0	12,0	12,0	48,0	50	~2,9 kg.	300	~17,4 kg.	230,50 TL.	
SKP-S1/095-M12/SD		M12	13,5	18,0	25,0	13,0	26,0	13,0	13,0	49,0	50	~2,8 kg.	300	~16,8 kg.	230,50 TL.	
SKP-S1/095-M14		M14	13,5	18,0	25,0	15,0	26,0	14,5	14,5	51,0	50	~2,9 kg.	300	~17,4 kg.	232,00 TL.	
SKP-S1/095-M16		M16	13,5	18,0	25,0	17,0	28,0	16,0	16,0	54,0	50	~3,0 kg.	300	~18,0 kg.	241,00 TL.	
SKP-S1/095-M20		M20	13,5	18,0	25,0	21,0	36,0	22,0	22,0	60,0	40	~2,8 kg.	240	~16,8 kg.	328,00 TL.	
SKP-S1/120-M08		120	M8	15,0	19,5	26,0	8,5	28,0	14,0	14,0	51,0	40	~2,7 kg.	240	~16,2 kg.	248,00 TL.
SKP-S1/120-M10	M10		15,0	19,5	26,0	10,5	28,0	14,0	14,0	51,0	40	~2,7 kg.	240	~16,2 kg.	248,00 TL.	
SKP-S1/120-M12/SD	M12		15,0	19,5	26,0	13,0	28,0	14,0	14,0	51,0	40	~2,6 kg.	240	~15,6 kg.	248,00 TL.	
SKP-S1/120-M14	M14		15,0	19,5	26,0	15,0	28,0	15,0	15,0	52,0	40	~2,6 kg.	240	~15,6 kg.	248,00 TL.	
SKP-S1/120-M16	M16		15,0	19,5	26,0	17,0	30,0	16,0	16,0	54,0	40	~2,7 kg.	240	~16,2 kg.	250,00 TL.	
SKP-S1/120-M20	M20		15,0	19,5	26,0	21,0	36,0	22,0	22,0	63,0	30	~2,4 kg.	180	~14,4 kg.	316,00 TL.	
SKP-S1/150-M08	150		M8	16,5	21,0	30,0	8,5	31,0	14,0	14,0	56,0	30	~2,4 kg.	180	~14,4 kg.	329,00 TL.
SKP-S1/150-M10		M10	16,5	21,0	30,0	10,5	31,0	14,0	14,0	56,0	30	~2,4 kg.	180	~14,4 kg.	341,00 TL.	
SKP-S1/150-M12/SD		M12	16,5	21,0	30,0	13,0	31,0	15,0	15,0	57,0	30	~2,4 kg.	180	~14,4 kg.	341,00 TL.	
SKP-S1/150-M14		M14	16,5	21,0	30,0	15,0	31,0	15,0	15,0	57,0	30	~2,4 kg.	180	~14,4 kg.	341,00 TL.	
SKP-S1/150-M16		M16	16,5	21,0	30,0	17,0	31,0	16,0	16,0	58,0	30	~2,3 kg.	180	~13,8 kg.	341,00 TL.	
SKP-S1/150-M20		M20	16,5	21,0	30,0	21,0	36,0	22,0	22,0	66,0	30	~2,7 kg.	180	~16,2 kg.	369,00 TL.	
SKP-S1/185-M10		185	M10	19,0	24,0	30,0	10,5	35,0	18,0	18,0	65,0	20	~2,5 kg.	120	~15,0 kg.	407,00 TL.
SKP-S1/185-M12	M12		19,0	24,0	30,0	13,0	35,0	18,0	18,0	65,0	20	~2,4 kg.	120	~14,4 kg.	407,00 TL.	
SKP-S1/185-M14	M14		19,0	24,0	30,0	15,0	35,0	18,0	18,0	65,0	20	~2,3 kg.	120	~13,8 kg.	407,00 TL.	
SKP-S1/185-M16/SD	M16		19,0	24,0	30,0	17,0	35,0	18,0	18,0	65,0	20	~2,3 kg.	120	~13,8 kg.	407,00 TL.	
SKP-S1/185-M20	M20		19,0	24,0	30,0	21,0	39,0	22,0	22,0	69,0	20	~2,4 kg.	120	~14,4 kg.	428,00 TL.	
SKP-S1/240-M10	240		M10	21,0	26,0	35,0	10,5	39,0	21,5	19,0	72,0	20	~3,0 kg.	120	~18,0 kg.	547,50 TL.
SKP-S1/240-M12			M12	21,0	26,0	35,0	13,0	39,0	21,5	19,0	72,0	20	~3,0 kg.	120	~18,0 kg.	534,00 TL.
SKP-S1/240-M14		M14	21,0	26,0	35,0	15,0	39,0	21,5	19,0	72,0	20	~3,0 kg.	120	~18,0 kg.	534,00 TL.	
SKP-S1/240-M16/SD		M16	21,0	26,0	35,0	17,0	39,0	21,5	19,0	72,0	20	~2,9 kg.	120	~17,4 kg.	534,00 TL.	
SKP-S1/240-M20		M20	21,0	26,0	35,0	21,0	39,0	21,5	19,0	72,0	20	~2,8 kg.	120	~16,8 kg.	552,00 TL.	
SKP-S1/300-M12		300	M12	23,5	29,5	44,0	13,0	43,0	24,0	24,0	87,0	8	~1,9 kg.	48	~11,4 kg.	737,00 TL.
SKP-S1/300-M14			M14	23,5	29,5	44,0	15,0	43,0	24,0	24,0	87,0	8	~1,9 kg.	48	~11,4 kg.	737,00 TL.
SKP-S1/300-M16	M16		23,5	29,5	44,0	17,0	43,0	24,0	24,0	87,0	8	~1,9 kg.	48	~11,4 kg.	737,00 TL.	
SKP-S1/300-M20/SD	M20		23,5	29,5	44,0	21,0	43,0	24,0	24,0	87,0	8	~1,9 kg.	48	~11,4 kg.	737,00 TL.	
SKP-S1/400-M12	400		M12	27,0	34,0	44,0	13,0	49,0	24,0	24,0	90,0	6	~2,0 kg.	36	~12,0 kg.	1.100,50 TL.
SKP-S1/400-M14			M14	27,0	34,0	44,0	15,0	49,0	24,0	24,0	90,0	6	~2,0 kg.	36	~12,0 kg.	1.100,50 TL.
SKP-S1/400-M16			M16	27,0	34,0	44,0	17,0	49,0	24,0	24,0	90,0	6	~2,0 kg.	36	~12,0 kg.	1.100,50 TL.
SKP-S1/400-M20/SD		M20	27,0	34,0	44,0	21,0	49,0	24,0	24,0	90,0	6	~1,9 kg.	36	~11,4 kg.	1.136,00 TL.	

SKP-S1 ÖZELLİKLERİ / SPECIFICATIONS

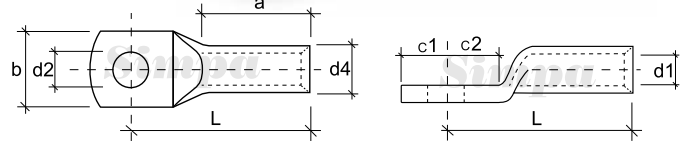
HAMMADDE	EN 13600 BAKIR BORU
MATERIAL	ELECTROLYTIC COPPER CONFORMED TO EN 13600
KAPLAMA	KALAY
COATING	TIN PLATED
BAĞLANTI	SIKMA
JOINT	CLAMP COUPLING
BORU ET KALINLIĞI	ÇOK KALIN
THICKNESS	VERY THICK
KABLO GİRİŞİ	NORMAL
CABLE ENTRY	STANDARD

BU TABLODA KOYU YAZI KARAKTERİ İLE BELİRTİLMİŞ OLAN KABLO PABUÇLARI STANDART ÜRETİMİMİZDİR.
THE CABLE LUGS, WHICH ARE INDICATED IN BOLD FONT, ARE STANDARD PRODUCTS OF **Simpa**



SKP-S2

SIKMALI KABLO PABUCU LONG BARREL TUBULAR CABLE LUGS



5846 sayılı yasa gereği fotoğrafların izinsiz yayınlanması ve kullanılması kesinlikle yasaktır.

Ürün Kodu Order Code	Kablo Kesiti Cable Section (mm ²)	Civata Deligi Bolt	Boyutlar Dimensions								Kutu Adedi Box Pcs.	Kutu Ağırlığı Box Weight	Koli Adedi Parcel Pcs.	Koli Ağırlığı Box Weight	Birim Fiyatı Unit Price
			d1	d4	a	d2	b	c1	c2	L					
SKP-S2/010-M05	10	M5	4,5	7,0	14,0	5,5	12,0	6,5	7,5	26,0	400	~2,6 kg.	3.200	~20,8 kg.	35,00 TL.
SKP-S2/010-M06/SD		M6	4,5	7,0	14,0	6,5	12,0	6,2	7,5	26,0	400	~2,4 kg.	3.200	~19,2 kg.	33,50 TL.
SKP-S2/010-M08		M8	4,5	7,5	14,0	8,5	15,0	10,0	10,0	29,0	400	~2,7 kg.	3.200	~21,6 kg.	40,00 TL.
SKP-S2/010-M10		M10	4,5	7,5	14,0	10,5	17,0	12,0	12,0	31,0	350	~2,5 kg.	2.800	~20,0 kg.	44,00 TL.
SKP-S2/010-M12		M12	4,5	7,5	14,0	13,0	19,0	13,0	13,0	33,0	300	~3,0 kg.	2.400	~24,0 kg.	58,00 TL.
SKP-S2/016-M05	16	M5	5,5	8,5	17,0	5,5	12,0	5,5	6,5	30,0	250	~2,5 kg.	2.000	~20,0 kg.	58,00 TL.
SKP-S2/016-M06		M6	5,5	8,5	17,0	6,5	12,0	6,2	7,5	31,0	250	~2,6 kg.	2.000	~20,8 kg.	58,00 TL.
SKP-S2/016-M08/SD		M8	5,5	8,5	17,0	8,4	15,0	8,5	9,5	33,0	250	~2,7 kg.	2.000	~21,6 kg.	54,00 TL.
SKP-S2/016-M10		M10	5,5	8,5	17,0	10,5	17,0	10,5	11,5	35,0	250	~2,9 kg.	2.000	~23,2 kg.	67,00 TL.
SKP-S2/016-M12		M12	5,5	8,5	17,0	13,0	19,0	13,0	13,0	37,0	250	~3,1 kg.	2.000	~24,8 kg.	78,00 TL.
SKP-S2/025-M05	25	M5	7,0	10,0	19,0	5,5	14,0	7,5	7,5	34,0	175	~2,4 kg.	1.400	~19,2 kg.	76,00 TL.
SKP-S2/025-M06		M6	7,0	10,0	19,0	6,5	14,0	7,5	7,5	34,0	175	~2,4 kg.	1.400	~19,2 kg.	76,00 TL.
SKP-S2/025-M08/SD		M8	7,0	10,0	19,0	8,4	16,0	10,0	10,0	36,0	175	~2,6 kg.	1.400	~20,8 kg.	76,00 TL.
SKP-S2/025-M10		M10	7,0	10,0	19,0	10,5	18,0	12,0	12,0	38,0	175	~2,8 kg.	1.400	~22,4 kg.	83,00 TL.
SKP-S2/025-M12		M12	7,0	10,0	19,0	13,0	19,0	13,0	13,0	39,0	175	~2,7 kg.	1.400	~21,6 kg.	94,50 TL.
SKP-S2/035-M06	35	M6	8,5	12,0	23,0	6,5	17,0	7,5	7,5	38,0	100	~2,2 kg.	800	~17,6 kg.	112,00 TL.
SKP-S2/035-M08/SD		M8	8,5	12,0	23,0	8,4	17,0	10,0	10,0	40,0	100	~2,3 kg.	800	~18,4 kg.	112,00 TL.
SKP-S2/035-M10		M10	8,5	12,0	23,0	10,5	19,0	12,0	12,0	43,0	100	~2,5 kg.	800	~20,0 kg.	124,00 TL.
SKP-S2/035-M12		M12	8,5	12,0	23,0	13,0	21,0	13,0	13,0	44,0	100	~2,5 kg.	800	~20,0 kg.	133,00 TL.
SKP-S2/035-M16		M16	8,5	12,0	23,0	17,0	26,0	16,0	16,0	48,0	100	~2,6 kg.	800	~20,8 kg.	166,00 TL.
SKP-S2/050-M06	50	M6	10,0	14,0	25,0	6,5	20,0	10,0	10,0	43,0	60	~2,1 kg.	480	~16,8 kg.	174,00 TL.
SKP-S2/050-M08		M8	10,0	14,0	25,0	8,5	20,0	10,0	10,0	43,0	60	~2,0 kg.	480	~16,0 kg.	174,00 TL.
SKP-S2/050-M10/SD		M10	10,0	14,0	25,0	10,5	20,0	12,0	12,0	45,0	60	~2,1 kg.	480	~16,8 kg.	166,00 TL.
SKP-S2/050-M12		M12	10,0	14,0	25,0	13,0	23,0	13,0	13,0	49,0	60	~2,3 kg.	480	~18,4 kg.	194,50 TL.
SKP-S2/050-M16		M16	10,0	14,0	25,0	17,0	28,0	16,0	16,0	52,0	60	~2,3 kg.	480	~18,4 kg.	232,00 TL.
SKP-S2/050-M20	M20	10,0	14,0	25,0	21,0	30,0	19,0	19,0	54,0	60	~2,3 kg.	480	~18,4 kg.	251,00 TL.	
SKP-S2/070-M06	70	M6	12,0	16,5	29,0	6,5	23,0	10,0	10,0	51,0	50	~2,7 kg.	400	~21,6 kg.	251,00 TL.
SKP-S2/070-M08		M8	12,0	16,5	29,0	8,5	23,0	10,0	10,0	51,0	50	~2,6 kg.	400	~20,8 kg.	251,00 TL.
SKP-S2/070-M10/SD		M10	12,0	16,5	29,0	10,5	23,0	12,0	12,0	52,0	50	~2,7 kg.	400	~21,6 kg.	247,00 TL.
SKP-S2/070-M12		M12	12,0	16,5	29,0	13,0	23,0	13,0	13,0	54,0	50	~2,7 kg.	400	~21,6 kg.	269,00 TL.
SKP-S2/070-M16		M16	12,0	16,5	29,0	17,0	28,0	16,0	16,0	58,0	50	~2,9 kg.	400	~23,2 kg.	353,00 TL.
SKP-S2/070-M20	M20	12,0	16,5	29,0	21,0	30,0	19,0	19,0	61,0	50	~3,0 kg.	400	~24,0 kg.	396,00 TL.	
SKP-S2/095-M08	95	M8	13,5	18,0	33,0	8,5	26,0	12,0	12,0	56,0	40	~2,6 kg.	320	~20,8 kg.	269,00 TL.
SKP-S2/095-M10		M10	13,5	18,0	33,0	10,5	26,0	12,0	12,0	56,0	40	~2,6 kg.	320	~20,8 kg.	269,00 TL.
SKP-S2/095-M12/SD		M12	13,5	18,0	33,0	13,0	26,0	13,0	13,0	57,0	40	~2,6 kg.	320	~20,8 kg.	266,00 TL.
SKP-S2/095-M16		M16	13,5	18,0	33,0	17,0	28,0	16,0	16,0	62,0	40	~2,7 kg.	320	~21,6 kg.	310,00 TL.
SKP-S2/095-M20		M20	13,5	18,0	33,0	21,0	36,0	22,0	22,0	68,0	40	~3,1 kg.	320	~24,8 kg.	396,00 TL.
SKP-S2/120-M08	120	M8	15,0	19,5	36,0	8,5	28,0	14,0	14,0	61,0	30	~2,4 kg.	240	~19,2 kg.	326,00 TL.
SKP-S2/120-M10		M10	15,0	19,5	36,0	10,5	28,0	14,0	14,0	61,0	30	~2,3 kg.	240	~18,4 kg.	326,00 TL.
SKP-S2/120-M12/SD		M12	15,0	19,5	36,0	13,0	28,0	14,0	14,0	61,0	30	~2,3 kg.	240	~18,4 kg.	310,00 TL.
SKP-S2/120-M16		M16	15,0	19,5	36,0	17,0	30,0	16,0	16,0	64,0	30	~2,3 kg.	240	~18,4 kg.	331,00 TL.
SKP-S2/120-M20		M20	15,0	19,5	36,0	21,0	36,0	22,0	22,0	73,0	30	~2,7 kg.	240	~21,6 kg.	398,00 TL.

Ürün Kodu Order Code	Kablo Kesiti Cable Section (mm ²)	Civata Deliği Bolt	Boyutlar Dimensions									Kutu Adedi Box Pcs.	Kutu Ağırlığı Box Weight	Koli Adedi Parcel Pcs.	Koli Ağırlığı Box Weight	Birim Fiyatı Unit Price
			d1	d4	a	d2	b	c1	c2	L						
SKP-S2/150-M08	150	M8	16,5	21,0	40,0	8,5	31,0	14,0	14,0	66,0	25	~2,3 kg.	200	~18,4 kg.	398,00 TL.	
SKP-S2/150-M10		M10	16,5	21,0	40,0	10,5	31,0	14,0	14,0	66,0	25	~2,3 kg.	200	~18,4 kg.	398,00 TL.	
SKP-S2/150-M12/SD		M12	16,5	21,0	40,0	13,0	31,0	15,0	15,0	67,0	25	~2,3 kg.	200	~18,4 kg.	389,00 TL.	
SKP-S2/150-M16		M16	16,5	21,0	40,0	17,0	31,0	16,0	16,0	68,0	25	~2,2 kg.	200	~17,6 kg.	404,00 TL.	
SKP-S2/150-M20		M20	16,5	21,0	40,0	21,0	36,0	22,0	22,0	76,0	25	~2,6 kg.	200	~20,8 kg.	426,00 TL.	
SKP-S2/185-M10	185	M10	19,0	24,0	42,0	10,5	35,0	16,0	16,0	72,5	20	~2,6 kg.	160	~20,8 kg.	500,00 TL.	
SKP-S2/185-M12/SD		M12	19,0	24,0	42,0	13,0	35,0	16,0	16,0	72,5	20	~2,6 kg.	160	~20,8 kg.	500,00 TL.	
SKP-S2/185-M16		M16	19,0	24,0	42,0	17,0	35,0	16,0	16,0	72,5	20	~2,7 kg.	160	~21,6 kg.	500,00 TL.	
SKP-S2/185-M20	M20	19,0	24,0	42,0	21,0	39,0	21,5	19,0	76,5	20	~2,8 kg.	160	~22,4 kg.	556,50 TL.		
SKP-S2/240-M10	240	M10	21,0	26,0	45,0	10,5	39,0	16,5	16,5	79,0	15	~2,5 kg.	120	~20,0 kg.	568,00 TL.	
SKP-S2/240-M12/SD		M12	21,0	26,0	45,0	13,0	39,0	16,5	16,5	79,0	15	~2,3 kg.	120	~18,4 kg.	568,00 TL.	
SKP-S2/240-M16		M16	21,0	26,0	45,0	17,0	39,0	16,5	16,5	79,0	15	~2,4 kg.	120	~19,2 kg.	568,00 TL.	
SKP-S2/240-M20		M20	21,0	26,0	45,0	21,0	39,0	21,5	19,0	82,0	15	~2,4 kg.	120	~19,2 kg.	586,50 TL.	
SKP-S2/300-M12	300	M12	23,5	29,5	56,0	13,0	43,0	24,0	24,0	99,0	8	~2,2 kg.	64	~17,6 kg.	945,00 TL.	
SKP-S2/300-M16		M16	23,5	29,5	56,0	17,0	43,0	24,0	24,0	99,0	8	~2,1 kg.	64	~16,8 kg.	945,00 TL.	
SKP-S2/300-M20/SD		M20	23,5	29,5	56,0	21,0	43,0	24,0	24,0	99,0	8	~2,1 kg.	64	~16,8 kg.	945,00 TL.	
SKP-S2/400-M12	400	M12	27,0	34,0	60,0	13,0	49,0	24,0	24,0	106,0	6	~2,3 kg.	48	~18,4 kg.	1.462,00 TL.	
SKP-S2/400-M16		M16	27,0	34,0	60,0	17,0	49,0	24,0	24,0	106,0	6	~2,3 kg.	48	~18,4 kg.	1.462,00 TL.	
SKP-S2/400-M20/SD		M20	27,0	34,0	60,0	21,0	49,0	24,0	24,0	106,0	6	~2,2 kg.	48	~17,6 kg.	1.462,00 TL.	

SKP-S2 ÖZELLİKLERİ / SPECIFICATIONS

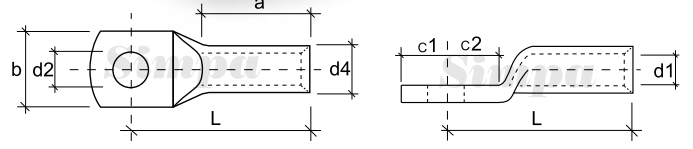

HAMMADDE	EN 13600 BAKIR BORU
MATERIAL	ELECTROLYTIC COPPER CONFORMED TO EN 13600
KAPLAMA	KALAY
COATING	TIN PLATED
BAĞLANTI	SIKMA
JOINT	CLAMP COUPLING
BORU ET KALINLIĞI	ÇOK KALIN
THICKNESS	VERY THICK
KABLO GİRİŞİ	UZUN
CABLE ENTRY	LONG

BU TABLODA KOYU YAZI KARAKTERİ İLE BELİRTİLMİŞ OLAN KABLO PABUÇLARI STANDART ÜRETİMİMİZDİR.
THE CABLE LUGS, WHICH ARE INDICATED IN BOLD FONT, ARE STANDARD PRODUCTS OF **Simpa**



SKP-S3

SIKMALI KABLO PABUCU LONGER BARREL TUBULAR CABLE LUGS



5846 sayılı yasa gereği fotoğrafların izinsiz yayınlanması ve kullanılması kesinlikle yasaktır.

Ürün Kodu Order Code	Kablo Kesiti Cable Section (mm ²)	Civata Deligi Bolt	Boyutlar Dimensions								Kutu Adedi Box Pcs.	Kutu Ağırlığı Box Weight	Koli Adedi Parcel Pcs.	Koli Ağırlığı Box Weight	Birim Fiyatı Unit Price
			d1	d4	a	d2	b	c1	c2	L					
SKP-S3/025-M05	25	M5	7,0	10,0	40,0	5,5	14,0	7,5	7,5	55,0	125	~2,7 kg.	750	~16,2 kg.	85,50 TL.
SKP-S3/025-M06		M6	7,0	10,0	40,0	6,5	14,0	7,5	7,5	55,0	125	~2,6 kg.	750	~15,6 kg.	85,50 TL.
SKP-S3/025-M08/SD		M8	7,0	10,0	40,0	8,4	16,0	10,0	10,0	57,0	125	~2,8 kg.	750	~16,8 kg.	85,50 TL.
SKP-S3/025-M10		M10	7,0	10,0	40,0	10,5	18,0	12,0	12,0	59,0	125	~2,9 kg.	750	~17,4 kg.	96,00 TL.
SKP-S3/025-M12		M12	7,0	10,0	40,0	13,0	19,0	13,0	13,0	60,0	125	~2,9 kg.	750	~17,4 kg.	112,00 TL.
SKP-S3/025-M14		M14	7,0	10,0	40,0	15,0	21,0	14,5	14,5	63,0	125	~3,0 kg.	750	~18,0 kg.	132,00 TL.
SKP-S3/035-M06	35	M6	8,5	12,0	40,0	6,5	17,0	7,5	7,5	55,0	80	~2,4 kg.	480	~14,4 kg.	141,00 TL.
SKP-S3/035-M08/SD		M8	8,5	12,0	40,0	8,4	17,0	10,0	10,0	57,0	80	~2,4 kg.	480	~14,4 kg.	139,00 TL.
SKP-S3/035-M10		M10	8,5	12,0	40,0	10,5	19,0	12,0	12,0	60,0	80	~2,7 kg.	480	~16,2 kg.	149,50 TL.
SKP-S3/035-M12		M12	8,5	12,0	40,0	13,0	21,0	13,0	13,0	61,0	80	~2,7 kg.	480	~16,2 kg.	156,00 TL.
SKP-S3/035-M14		M14	8,5	12,0	40,0	15,0	21,0	14,5	14,5	63,0	80	~2,7 kg.	480	~16,2 kg.	176,50 TL.
SKP-S3/035-M16		M16	8,5	12,0	40,0	17,0	26,0	16,0	16,0	65,0	80	~2,8 kg.	480	~16,8 kg.	202,00 TL.
SKP-S3/050-M06	50	M6	10,0	14,0	50,0	6,5	20,0	10,0	10,0	68,0	50	~2,6 kg.	300	~15,6 kg.	224,50 TL.
SKP-S3/050-M08		M8	10,0	14,0	50,0	8,5	20,0	10,0	10,0	68,0	50	~2,5 kg.	300	~15,0 kg.	224,50 TL.
SKP-S3/050-M10/SD		M10	10,0	14,0	50,0	10,5	20,0	12,0	12,0	70,0	50	~2,6 kg.	300	~15,6 kg.	224,50 TL.
SKP-S3/050-M12		M12	10,0	14,0	50,0	13,0	23,0	13,0	13,0	74,0	50	~2,7 kg.	300	~16,2 kg.	239,00 TL.
SKP-S3/050-M14		M14	10,0	14,0	50,0	15,0	23,0	14,5	14,5	76,0	50	~2,7 kg.	300	~16,2 kg.	254,00 TL.
SKP-S3/050-M16		M16	10,0	14,0	50,0	17,0	28,0	16,0	16,0	77,0	50	~2,8 kg.	300	~16,8 kg.	266,00 TL.
SKP-S3/050-M20	M20	10,0	14,0	50,0	21,0	30,0	19,0	19,0	79,0	50	~2,8 kg.	300	~16,8 kg.	305,00 TL.	
SKP-S3/070-M06	70	M6	12,0	16,5	50,0	6,5	23,0	10,0	10,0	72,0	40	~2,9 kg.	240	~17,4 kg.	290,00 TL.
SKP-S3/070-M08		M8	12,0	16,5	50,0	8,5	23,0	10,0	10,0	72,0	40	~2,9 kg.	240	~17,4 kg.	284,00 TL.
SKP-S3/070-M10/SD		M10	12,0	16,5	50,0	10,5	23,0	12,0	12,0	73,0	40	~2,9 kg.	240	~17,4 kg.	284,00 TL.
SKP-S3/070-M12		M12	12,0	16,5	50,0	13,0	23,0	13,0	13,0	75,0	40	~3,0 kg.	240	~18,0 kg.	314,00 TL.
SKP-S3/070-M14		M14	12,0	16,5	50,0	15,0	23,0	14,5	14,5	77,0	40	~3,0 kg.	240	~18,0 kg.	329,00 TL.
SKP-S3/070-M16		M16	12,0	16,5	50,0	17,0	28,0	16,0	16,0	79,0	40	~3,1 kg.	240	~18,6 kg.	407,00 TL.
SKP-S3/070-M20	M20	12,0	16,5	50,0	21,0	30,0	19,0	19,0	82,0	40	~3,1 kg.	240	~18,6 kg.	448,50 TL.	
SKP-S3/095-M08	95	M8	13,5	18,0	50,0	8,5	26,0	12,0	12,0	73,0	30	~2,5 kg.	180	~15,0 kg.	335,00 TL.
SKP-S3/095-M10		M10	13,5	18,0	50,0	10,5	26,0	12,0	12,0	73,0	30	~2,5 kg.	180	~15,0 kg.	335,00 TL.
SKP-S3/095-M12/SD		M12	13,5	18,0	50,0	13,0	26,0	13,0	13,0	74,0	30	~2,5 kg.	180	~15,0 kg.	335,00 TL.
SKP-S3/095-M14		M14	13,5	18,0	50,0	15,0	26,0	14,5	14,5	76,0	30	~2,6 kg.	180	~15,6 kg.	347,00 TL.
SKP-S3/095-M16		M16	13,5	18,0	50,0	17,0	28,0	16,0	16,0	79,0	30	~2,7 kg.	180	~16,2 kg.	368,00 TL.
SKP-S3/095-M20		M20	13,5	18,0	50,0	21,0	36,0	22,0	22,0	85,0	30	~2,8 kg.	180	~16,8 kg.	475,50 TL.
SKP-S3/120-M08	120	M8	15,0	19,5	60,0	8,5	28,0	14,0	14,0	85,0	25	~2,6 kg.	150	~15,6 kg.	398,00 TL.
SKP-S3/120-M10		M10	15,0	19,5	60,0	10,5	28,0	14,0	14,0	85,0	25	~2,6 kg.	150	~15,6 kg.	398,00 TL.
SKP-S3/120-M12/SD		M12	15,0	19,5	60,0	13,0	28,0	14,0	14,0	85,0	25	~2,6 kg.	150	~15,6 kg.	398,00 TL.
SKP-S3/120-M14		M14	15,0	19,5	60,0	15,0	28,0	15,0	15,0	86,0	25	~2,6 kg.	150	~15,6 kg.	419,00 TL.
SKP-S3/120-M16		M16	15,0	19,5	60,0	17,0	30,0	16,0	16,0	88,0	25	~2,7 kg.	150	~16,2 kg.	434,00 TL.
SKP-S3/120-M20		M20	15,0	19,5	60,0	21,0	36,0	22,0	22,0	97,0	25	~2,9 kg.	150	~17,4 kg.	467,00 TL.

Ürün Kodu Order Code	Kablo Kesiti Cable Section (mm ²)	Civata Deliği Bolt	Boyutlar Dimensions									Kutu Adedi Box Pcs.	Kutu Ağırlığı Box Weight	Koli Adedi Parcel Pcs.	Koli Ağırlığı Box Weight	Birim Fiyatı Unit Price
			d1	d4	a	d2	b	c1	c2	L						
SKP-S3/150-M08	150	M8	16,5	21,0	60,0	8,5	31,0	14,0	14,0	86,0	20	~2,3 kg.	120	~13,8 kg.	467,00 TL.	
SKP-S3/150-M10		M10	16,5	21,0	60,0	10,5	31,0	14,0	14,0	86,0	20	~2,3 kg.	120	~13,8 kg.	467,00 TL.	
SKP-S3/150-M12/SD		M12	16,5	21,0	60,0	13,0	31,0	15,0	15,0	87,0	20	~2,3 kg.	120	~13,8 kg.	448,50 TL.	
SKP-S3/150-M14		M14	16,5	21,0	60,0	15,0	31,0	15,0	15,0	87,0	20	~2,3 kg.	120	~13,8 kg.	448,50 TL.	
SKP-S3/150-M16		M16	16,5	21,0	60,0	17,0	31,0	16,0	16,0	88,0	20	~2,3 kg.	120	~13,8 kg.	467,00 TL.	
SKP-S3/150-M20		M20	16,5	21,0	60,0	21,0	36,0	22,0	22,0	96,0	20	~2,5 kg.	120	~15,0 kg.	502,50 TL.	
SKP-S3/185-M10	185	M10	19,0	24,0	60,0	10,5	35,0	16,0	16,0	92,0	12	~2,0 kg.	72	~12,0 kg.	586,50 TL.	
SKP-S3/185-M12/SD		M12	19,0	24,0	60,0	13,0	35,0	16,0	16,0	92,0	12	~2,0 kg.	72	~12,0 kg.	586,50 TL.	
SKP-S3/185-M14		M14	19,0	24,0	60,0	15,0	35,0	16,0	16,0	92,0	12	~2,0 kg.	72	~12,0 kg.	586,50 TL.	
SKP-S3/185-M16		M16	19,0	24,0	60,0	17,0	35,0	16,0	16,0	92,0	12	~1,9 kg.	72	~11,4 kg.	586,50 TL.	
SKP-S3/185-M20		M20	19,0	24,0	60,0	21,0	39,0	21,5	19,0	96,0	12	~2,0 kg.	72	~12,0 kg.	613,00 TL.	
SKP-S3/240-M08	240	M8	21,0	26,0	60,0	8,5	39,0	16,5	16,5	94,0	12	~2,3 kg.	72	~13,8 kg.	655,00 TL.	
SKP-S3/240-M10		M10	21,0	26,0	60,0	10,5	39,0	16,5	16,5	94,0	12	~2,3 kg.	72	~13,8 kg.	655,00 TL.	
SKP-S3/240-M12/SD		M12	21,0	26,0	60,0	13,0	39,0	16,5	16,5	94,0	12	~2,2 kg.	72	~13,2 kg.	655,00 TL.	
SKP-S3/240-M14		M14	21,0	26,0	60,0	15,0	39,0	16,5	16,5	94,0	12	~2,1 kg.	72	~12,6 kg.	655,00 TL.	
SKP-S3/240-M16		M16	21,0	26,0	60,0	17,0	39,0	16,5	16,5	94,0	12	~2,1 kg.	72	~12,6 kg.	655,00 TL.	
SKP-S3/240-M20		M20	21,0	26,0	60,0	21,0	39,0	21,5	19,0	97,0	12	~2,2 kg.	72	~13,2 kg.	680,00 TL.	

SKP-S3 ÖZELLİKLERİ / SPECIFICATIONS

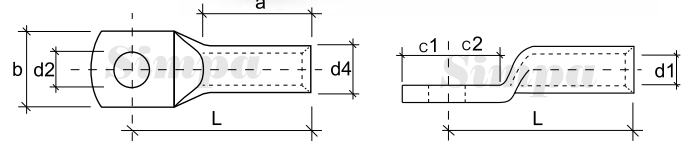
HAMMADDE	EN 13600 BAKIR BORU
MATERIAL	ELECTROLYTIC COPPER CONFORMED TO EN 13600
KAPLAMA	KALAY
COATING	TIN PLATED
BAĞLANTI	SIKMA
JOINT	CLAMP COUPLING
BORU ET KALINLIĞI	ÇOK KALIN
THICKNESS	VERY THICK
KABLO GİRİŞİ	ÇOK UZUN
CABLE ENTRY	VERY LONG

BU TABLODA KOUYU YAZI KARAKTERİ İLE BELİRTİLMİŞ OLAN KABLO PABUÇLARI STANDART ÜRETİMİMZDİR.
THE CABLE LUGS, WHICH ARE INDICATED IN BOLD FONT, ARE STANDARD PRODUCTS OF **Simpa**



SKP-D

DIN 46235 TİP SIKMALI KABLO PABUCU DIN 46235 TYPE TUBULAR CABLE LUGS



5846 sayılı yasa gereği fotoğrafların izinsiz yayınlanması ve kullanılması kesinlikle yasaktır.

Ürün Kodu Order Code	Kablo Kesiti Cable Section (mm ²)	Civata Deligi Bolt	Boyutlar Dimensions								Kutu Adedi Box Pcs.	Kutu Ağırlığı Box Weight	Koli Adedi Parcel Pcs.	Koli Ağırlığı Box Weight	Birim Fiyatı Unit Price
			d1	d4	a	d2	b	c1	c2	L					
SKP-D/006-M05	6	M5	3,8	5,5	10,0	5,3	8,5	6,5	7,5	24,0	600	~1,9 kg.	3.600	~11,4 kg.	26,50 TL.
SKP-D/006-M06/SD		M6	3,8	5,5	10,0	6,4	8,5	7,5	8,0	24,0	600	~1,8 kg.	3.600	~10,8 kg.	26,50 TL.
SKP-D/006-M08		M8	3,8	5,5	10,0	8,4	13,0	10,0	10,0	24,0	600	~1,9 kg.	3.600	~11,4 kg.	28,00 TL.
SKP-D/010-M05	10	M5	4,5	6,0	10,0	5,3	9,0	7,0	8,5	27,0	500	~1,8 kg.	3.000	~10,8 kg.	24,00 TL.
SKP-D/010-M06/SD		M6	4,5	6,0	10,0	6,4	9,0	7,5	8,5	27,0	500	~1,7 kg.	3.000	~10,2 kg.	24,00 TL.
SKP-D/010-M08		M8	4,5	6,0	10,0	8,4	13,0	10,0	10,0	27,0	500	~1,8 kg.	3.000	~10,8 kg.	28,50 TL.
SKP-D/016-M06	16	M6	5,5	8,5	20,0	6,4	13,0	7,5	8,0	36,0	200	~2,4 kg.	1.200	~14,4 kg.	55,00 TL.
SKP-D/016-M08/SD		M8	5,5	8,5	20,0	8,4	13,0	10,0	10,0	36,0	200	~2,4 kg.	1.200	~14,4 kg.	55,00 TL.
SKP-D/016-M10		M10	5,5	8,5	20,0	10,5	17,0	12,0	12,0	36,0	200	~2,4 kg.	1.200	~14,4 kg.	57,00 TL.
SKP-D/016-M12	M12	5,5	8,5	20,0	13,0	18,0	13,0	13,0	36,0	200	~2,4 kg.	1.200	~14,4 kg.	65,50 TL.	
SKP-D/025-M06	25	M6	7,0	10,0	20,0	6,4	14,0	7,5	8,0	38,0	175	~2,6 kg.	1.050	~15,6 kg.	78,00 TL.
SKP-D/025-M08/SD		M8	7,0	10,0	20,0	8,4	16,0	10,0	10,0	38,0	175	~2,7 kg.	1.050	~16,2 kg.	76,00 TL.
SKP-D/025-M10		M10	7,0	10,0	20,0	10,5	17,0	12,0	12,0	38,0	175	~2,7 kg.	1.050	~16,2 kg.	77,00 TL.
SKP-D/025-M12	M12	7,0	10,0	20,0	13,0	19,0	13,0	13,0	38,0	150	~2,3 kg.	900	~13,8 kg.	80,50 TL.	
SKP-D/035-M06	35	M6	8,2	12,5	20,0	6,4	17,0	7,5	8,0	42,0	100	~2,8 kg.	600	~16,8 kg.	135,00 TL.
SKP-D/035-M08		M8	8,2	12,5	20,0	8,4	17,0	10,0	10,0	42,0	100	~2,8 kg.	600	~16,8 kg.	134,00 TL.
SKP-D/035-M10/SD		M10	8,2	12,5	20,0	10,5	19,0	12,0	12,0	42,0	100	~3,0 kg.	600	~18,0 kg.	134,00 TL.
SKP-D/035-M12	M12	8,2	12,5	20,0	13,0	21,0	13,0	13,0	42,0	100	~2,8 kg.	600	~16,8 kg.	134,00 TL.	
SKP-D/035-M14	M14	8,2	12,5	20,0	15,0	21,0	14,5	14,5	42,0	100	~2,6 kg.	600	~15,6 kg.	141,00 TL.	
SKP-D/050-M08	50	M8	10,0	14,5	28,0	8,4	20,0	10,0	10,0	52,0	60	~2,7 kg.	360	~16,2 kg.	206,00 TL.
SKP-D/050-M10/SD		M10	10,0	14,5	28,0	10,5	22,0	12,0	12,0	52,0	60	~2,7 kg.	360	~16,2 kg.	206,00 TL.
SKP-D/050-M12		M12	10,0	14,5	28,0	13,0	24,0	13,0	13,0	52,0	60	~2,7 kg.	360	~16,2 kg.	206,00 TL.
SKP-D/050-M14	M14	10,0	14,5	28,0	15,0	24,0	14,5	14,5	52,0	60	~2,7 kg.	360	~16,2 kg.	228,00 TL.	
SKP-D/050-M16	M16	10,0	14,5	28,0	17,0	28,0	16,0	16,0	52,0	60	~2,7 kg.	360	~16,2 kg.	237,50 TL.	
SKP-D/070-M08	70	M8	11,5	16,5	28,0	8,4	24,0	10,0	10,0	55,0	50	~3,0 kg.	300	~18,0 kg.	292,50 TL.
SKP-D/070-M10/SD		M10	11,5	16,5	28,0	10,5	24,0	12,0	12,0	55,0	50	~3,1 kg.	300	~18,6 kg.	292,50 TL.
SKP-D/070-M12		M12	11,5	16,5	28,0	13,0	24,0	13,0	13,0	55,0	50	~3,0 kg.	300	~18,0 kg.	292,50 TL.
SKP-D/070-M14	M14	11,5	16,5	28,0	15,0	24,0	14,5	14,5	55,0	50	~3,0 kg.	300	~18,0 kg.	299,00 TL.	
SKP-D/070-M16	M16	11,5	16,5	28,0	17,0	30,0	16,0	16,0	55,0	50	~3,0 kg.	300	~18,0 kg.	302,50 TL.	
SKP-D/095-M08	95	M8	13,5	19,0	35,0	8,4	28,0	12,0	12,0	65,0	35	~3,2 kg.	210	~19,2 kg.	380,00 TL.
SKP-D/095-M10		M10	13,5	19,0	35,0	10,5	28,0	12,0	12,0	65,0	35	~3,2 kg.	210	~19,2 kg.	371,00 TL.
SKP-D/095-M12/SD		M12	13,5	19,0	35,0	13,0	28,0	13,0	13,0	65,0	35	~3,1 kg.	210	~18,6 kg.	371,00 TL.
SKP-D/095-M14	M14	13,5	19,0	35,0	15,0	28,0	14,5	14,5	65,0	35	~3,2 kg.	210	~19,2 kg.	381,00 TL.	
SKP-D/095-M16	M16	13,5	19,0	35,0	17,0	32,0	16,0	16,0	65,0	35	~3,2 kg.	210	~19,2 kg.	389,00 TL.	
SKP-D/120-M10	120	M10	15,5	21,0	35,0	10,5	32,0	15,0	16,0	70,0	30	~3,4 kg.	180	~20,4 kg.	467,00 TL.
SKP-D/120-M12/SD		M12	15,5	21,0	35,0	13,0	32,0	16,0	17,0	70,0	30	~3,4 kg.	180	~20,4 kg.	467,00 TL.
SKP-D/120-M14		M14	15,5	21,0	35,0	15,0	32,0	18,0	19,0	70,0	30	~3,4 kg.	180	~20,4 kg.	475,50 TL.
SKP-D/120-M16	M16	15,5	21,0	35,0	17,0	32,0	19,0	20,0	70,0	30	~3,4 kg.	180	~20,4 kg.	485,00 TL.	
SKP-D/120-M20	M20	15,5	21,0	35,0	21,0	38,0	21,0	22,0	70,0	30	~3,4 kg.	180	~20,4 kg.	487,50 TL.	

Ürün Kodu Order Code	Kablo Kesiti Cable Section (mm ²)	Civata Deliği Bolt	Boyutlar Dimensions									Kutu Adedi Box Pcs.	Kutu Ağırlığı Box Weight	Koli Adedi Parcel Pcs.	Koli Ağırlığı Box Weight	Birim Fiyatı Unit Price
			d1	d4	a	d2	b	c1	c2	L						
SKP-D/150-M10	150	M10	17,0	23,5	35,0	10,5	34,0	15,0	16,0	78,0	15	~2,5 kg.	90	~15,0 kg.	661,50 TL.	
SKP-D/150-M12/SD		M12	17,0	23,5	35,0	13,0	34,0	16,0	17,0	78,0	15	~2,5 kg.	90	~15,0 kg.	661,50 TL.	
SKP-D/150-M14		M14	17,0	23,5	35,0	15,0	34,0	19,0	20,0	78,0	15	~2,5 kg.	90	~15,0 kg.	679,00 TL.	
SKP-D/150-M16		M16	17,0	23,5	35,0	17,0	34,0	19,0	20,0	78,0	15	~2,5 kg.	90	~15,0 kg.	679,00 TL.	
SKP-D/150-M20		M20	17,0	23,5	35,0	21,0	40,0	21,0	22,0	78,0	15	~2,4 kg.	90	~14,4 kg.	733,00 TL.	
SKP-D/185-M10	185	M10	19,0	25,5	40,0	10,5	37,0	15,0	16,0	82,0	12	~2,3 kg.	72	~13,8 kg.	766,00 TL.	
SKP-D/185-M12/SD		M12	19,0	25,5	40,0	13,0	37,0	16,0	17,0	82,0	12	~2,3 kg.	72	~13,8 kg.	766,00 TL.	
SKP-D/185-M14		M14	19,0	25,5	40,0	15,0	37,0	19,0	20,0	82,0	12	~2,3 kg.	72	~13,8 kg.	807,50 TL.	
SKP-D/185-M16		M16	19,0	25,5	40,0	17,0	37,0	19,0	20,0	82,0	12	~2,3 kg.	72	~13,8 kg.	807,50 TL.	
SKP-D/185-M20		M20	19,0	25,5	40,0	21,0	40,0	21,0	22,0	82,0	12	~2,2 kg.	72	~13,2 kg.	828,50 TL.	
SKP-D/240-M12/SD	240	M12	21,5	29,0	40,0	13,0	42,0	16,0	17,0	92,0	8	~2,2 kg.	48	~13,2 kg.	1.068,00 TL.	
SKP-D/240-M14		M14	21,5	29,0	40,0	15,0	42,0	19,0	20,0	92,0	8	~2,3 kg.	48	~13,8 kg.	1.068,00 TL.	
SKP-D/240-M16		M16	21,5	29,0	40,0	17,0	42,0	19,0	20,0	92,0	8	~2,2 kg.	48	~13,2 kg.	1.068,00 TL.	
SKP-D/240-M20		M20	21,5	29,0	40,0	21,0	45,0	21,0	22,0	92,0	8	~2,2 kg.	48	~13,2 kg.	1.068,00 TL.	
SKP-D/300-M14		300	M14	24,5	32,0	50,0	15,0	48,0	19,0	22,0	100,0	8	~2,7 kg.	48	~16,2 kg.	1.375,50 TL.
SKP-D/300-M16/SD	M16		24,5	32,0	50,0	17,0	48,0	19,0	22,0	100,0	8	~2,7 kg.	48	~16,2 kg.	1.375,50 TL.	
SKP-D/300-M20	M20		24,5	32,0	50,0	21,0	48,0	22,0	22,0	100,0	8	~2,7 kg.	48	~16,2 kg.	1.375,50 TL.	
SKP-D/400-M14	400	M14	27,5	38,5	70,0	15,0	55,0	25,0	25,0	115,0	5	~3,4 kg.	30	~20,4 kg.	2.665,00 TL.	
SKP-D/400-M16/SD		M16	27,5	38,5	70,0	17,0	55,0	25,0	25,0	115,0	5	~3,3 kg.	30	~19,8 kg.	2.665,00 TL.	
SKP-D/400-M20		M20	27,5	38,5	70,0	21,0	55,0	25,0	25,0	115,0	5	~3,2 kg.	30	~19,2 kg.	2.665,00 TL.	
SKP-D/500-M16	500	M16	31,0	42,0	70,0	17,0	60,0	25,0	25,0	125,0	4	~3,4 kg.	24	~20,4 kg.	3.268,50 TL.	
SKP-D/500-M20/SD		M20	31,0	42,0	70,0	21,0	60,0	25,0	25,0	125,0	4	~3,3 kg.	24	~19,8 kg.	3.268,50 TL.	
SKP-D/625-M16	625	M16	34,5	44,0	80,0	17,0	60,0	25,0	25,0	135,0	3	~2,6 kg.	18	~15,6 kg.	3.401,00 TL.	
SKP-D/625-M20/SD		M20	34,5	44,0	80,0	21,0	60,0	25,0	25,0	135,0	3	~2,5 kg.	18	~15,0 kg.	3.401,00 TL.	
SKP-D/800-M16	800	M16	40,0	52,0	100,0	17,0	75,0	30,0	30,0	165,0	4	~6,2 kg.	8	~12,4 kg.	7.311,00 TL.	
SKP-D/800-M20/SD		M20	40,0	52,0	100,0	21,0	75,0	30,0	30,0	165,0	4	~6,0 kg.	8	~12,0 kg.	7.311,00 TL.	
SKP-D/1000-M16	1000	M16	44,0	58,0	100,0	17,0	85,0	30,0	30,0	165,0	4	~8,0 kg.	24	~48,0 kg.	9.015,50 TL.	
SKP-D/1000-M20/SD		M20	44,0	58,0	100,0	21,0	85,0	30,0	30,0	165,0	4	~7,4 kg.	24	~44,4 kg.	9.015,50 TL.	

SKP-D ÖZELLİKLERİ / SPECIFICATIONS

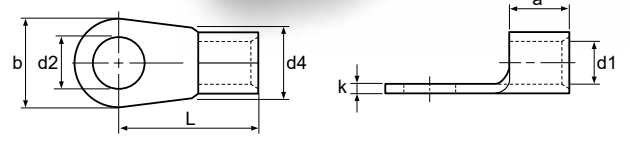
HAMMADDE	EN 13600 BAKIR BORU
MATERIAL	ELECTROLYTIC COPPER CONFORMED TO EN 13600
KAPLAMA	KALAY
COATING	TIN PLATED
BAĞLANTI	SIKMA
JOINT	CLAMP COUPLING
DIN NORMU	46235'E UYGUNDUR
CONFORMED TO	DIN 46235

BU TABLODA KOYU YAZI KARAKTERİ İLE BELİRTİLMİŞ OLAN KABLO PABUÇLARI STANDART ÜRETİMİMİZDİR.
THE CABLE LUGS, WHICH ARE INDICATED IN BOLD FONT, ARE STANDARD PRODUCTS OF **Simpa**



SKP-D1

KAYNAKLI TİP KABLO PABUCU DIN 46234 DIN 46234 TYPE CABLE LUGS



5846 sayılı yasa gereği fotoğrafların izinsiz yayınlanması ve kullanılması kesinlikle yasaktır.

Ürün Kodu Order Code	Kablo Kesiti Cable Section (mm ²)	Civata Deligi Bolt	Boyutlar Dimensions							Kutu Adedi Box Pcs.	Kutu Ağırlığı Box Weight	Koli Adedi Parcel Pcs.	Koli Ağırlığı Box Weight	Birim Fiyatı Unit Price
			d1	d4	a	d2	b	L	K					
SKP-D1/001,5-M03	1,5	M3	1,6	4,0	5,0	3,2	6,0	11,0	0,8	1000	~0,6 kg.	6000	~3,6 kg.	3,30 TL.
SKP-D1/001,5-M04		M4	1,6	4,0	5,0	4,3	8,0	12,0	0,8	1000	~0,7 kg.	6000	~4,2 kg.	3,58 TL.
SKP-D1/001,5-M05		M5	1,6	4,0	5,0	5,3	10,0	13,0	0,8	1000	~0,8 kg.	6000	~4,8 kg.	4,13 TL.
SKP-D1/001,5-M06		M6	1,6	4,0	5,0	6,5	11,0	15,0	0,8	1000	~0,7 kg.	6000	~4,2 kg.	4,40 TL.
SKP-D1/001,5-M08		M8	1,6	4,0	5,0	8,4	14,0	17,0	0,8	1000	~1,3 kg.	6000	~7,8 kg.	6,33 TL.
SKP-D1/001,5-M10		M10	1,6	4,0	5,0	10,5	18,0	19,0	0,8	1000	~1,8 kg.	6000	~10,8 kg.	8,25 TL.
SKP-D1/002,5-M03	2,5	M3	2,3	4,5	5,0	3,2	6,0	11,0	0,8	1000	~0,7 kg.	6000	~4,2 kg.	3,30 TL.
SKP-D1/002,5-M04		M4	2,3	4,5	5,0	4,3	8,0	12,0	0,8	1000	~0,8 kg.	6000	~4,8 kg.	3,58 TL.
SKP-D1/002,5-M05		M5	2,3	4,5	5,0	5,3	10,0	14,0	0,8	1000	~1,0 kg.	6000	~6,0 kg.	4,40 TL.
SKP-D1/002,5-M06		M6	2,3	4,5	5,0	6,5	11,0	16,0	0,8	1000	~1,1 kg.	6000	~6,6 kg.	5,23 TL.
SKP-D1/002,5-M08		M8	2,3	4,5	5,0	8,4	14,0	17,0	0,8	1000	~1,3 kg.	6000	~7,8 kg.	6,33 TL.
SKP-D1/002,5-M10		M10	2,3	4,5	5,0	10,5	17,0	19,5	0,8	1000	~1,9 kg.	6000	~11,4 kg.	8,25 TL.
SKP-D1/002,5-M12	M12	2,3	4,5	5,0	13,0	17,0	20,0	0,8	1000	~1,7 kg.	6000	~10,2 kg.	9,35 TL.	
SKP-D1/006-M04	6	M4	3,6	6,0	6,0	4,3	8,0	14,0	1,0	1000	~1,4 kg.	6000	~8,4 kg.	7,15 TL.
SKP-D1/006-M05		M5	3,6	6,0	6,0	5,3	10,0	15,0	1,0	1000	~1,6 kg.	6000	~9,6 kg.	7,15 TL.
SKP-D1/006-M06		M6	3,6	6,0	6,0	6,5	11,0	16,0	1,0	1000	~1,7 kg.	6000	~10,2 kg.	7,15 TL.
SKP-D1/006-M08		M8	3,6	6,0	6,0	8,4	14,0	19,0	1,0	500	~1,1 kg.	3000	~6,6 kg.	9,08 TL.
SKP-D1/006-M10		M10	3,6	6,0	6,0	10,5	18,0	21,0	1,0	500	~1,4 kg.	3000	~8,4 kg.	11,00 TL.
SKP-D1/006-M12		M12	3,6	6,0	6,0	13,0	18,0	21,0	1,0	500	~1,4 kg.	3000	~8,4 kg.	11,55 TL.
SKP-D1/010-M05	10	M5	4,5	8,0	8,0	5,3	10,0	16,0	1,1	500	~1,2 kg.	3000	~7,2 kg.	11,00 TL.
SKP-D1/010-M06		M6	4,5	8,0	8,0	6,5	11,0	17,0	1,1	500	~1,3 kg.	3000	~7,8 kg.	11,55 TL.
SKP-D1/010-M08		M8	4,5	8,0	8,0	8,4	14,0	20,0	1,1	500	~1,5 kg.	3000	~9,0 kg.	13,48 TL.
SKP-D1/010-M10		M10	4,5	8,0	8,0	10,5	18,0	21,0	1,1	500	~1,8 kg.	3000	~10,8 kg.	15,40 TL.
SKP-D1/010-M12		M12	4,5	8,0	8,0	13,0	22,0	23,0	1,1	250	~1,1 kg.	1500	~6,6 kg.	18,70 TL.
SKP-D1/016-M05		16	M5	5,8	10,5	10,0	5,3	11,0	20,0	1,2	500	~1,9 kg.	3000	~11,4 kg.
SKP-D1/016-M06	M6		5,8	10,5	10,0	6,5	11,0	20,0	1,2	500	~2,0 kg.	3000	~12,0 kg.	17,33 TL.
SKP-D1/016-M08	M8		5,8	10,5	10,0	8,4	14,0	22,0	1,2	250	~1,1 kg.	1500	~6,6 kg.	18,70 TL.
SKP-D1/016-M10	M10		5,8	10,5	10,0	10,5	18,0	24,0	1,2	200	~1,3 kg.	1500	~7,5 kg.	20,90 TL.
SKP-D1/016-M12	M12		5,8	10,5	10,0	13,0	22,0	26,0	1,2	200	~1,2 kg.	1200	~7,2 kg.	22,55 TL.
SKP-D1/025-M05	25		M5	7,5	12,0	11,0	5,3	12,0	25,0	1,5	200	~1,4 kg.	1200	~8,4 kg.
SKP-D1/025-M06		M6	7,5	12,0	11,0	6,5	12,0	25,0	1,5	200	~1,2 kg.	1200	~7,2 kg.	26,13 TL.
SKP-D1/025-M08		M8	7,5	12,0	11,0	8,4	16,0	25,0	1,5	200	~1,6 kg.	1200	~9,6 kg.	26,13 TL.
SKP-D1/025-M10		M10	7,5	12,0	11,0	10,5	18,0	26,0	1,5	200	~1,7 kg.	1200	~10,2 kg.	31,35 TL.
SKP-D1/025-M12		M12	7,5	12,0	11,0	13,0	22,0	31,0	1,5	100	~1,0 kg.	600	~6,0 kg.	37,13 TL.
SKP-D1/025-M14		M14	7,5	12,0	11,0	15,0	22,0	35,0	1,5	100	~0,9 kg.	600	~5,4 kg.	42,35 TL.
SKP-D1/025-M16	M16	7,5	12,0	11,0	17,0	28,0	35,0	1,5	100	~0,9 kg.	600	~5,4 kg.	41,80 TL.	
SKP-D1/035-M06	35	M6	9,0	15,0	12,0	6,5	15,0	26,0	1,6	200	~2,0 kg.	1200	~12,0 kg.	36,85 TL.
SKP-D1/035-M08		M8	9,0	15,0	12,0	8,4	16,0	26,0	1,6	200	~2,0 kg.	1200	~12,0 kg.	41,80 TL.
SKP-D1/035-M10		M10	9,0	15,0	12,0	10,5	18,0	27,0	1,6	100	~1,0 kg.	600	~6,0 kg.	41,80 TL.
SKP-D1/035-M12		M12	9,0	15,0	12,0	13,0	22,0	31,0	1,6	100	~1,2 kg.	600	~7,2 kg.	47,03 TL.
SKP-D1/035-M14		M14	9,0	15,0	12,0	15,0	22,0	31,0	1,6	100	~1,4 kg.	600	~8,4 kg.	56,65 TL.
SKP-D1/035-M16		M16	9,0	15,0	12,0	17,0	28,0	36,0	1,6	100	~1,5 kg.	600	~9,0 kg.	56,65 TL.

Ürün Kodu Order Code	Kablo Kesiti Cable Section (mm ²)	Civata Deliği Bolt	Boyutlar Dimensions							Kutu Adedi Box Pcs.	Kutu Ağırlığı Box Weight	Koli Adedi Parcel Pcs.	Koli Ağırlığı Box Weight	Birim Fiyatı Unit Price
			d1	d4	a	d2	b	L	K					
SKP-D1/050-M06	50	M6	11,0	17,0	16,0	6,5	18,0	34,0	1,8	100	~1,8 kg.	600	~10,8 kg.	68,20 TL.
SKP-D1/050-M08		M8	11,0	17,0	16,0	8,4	18,0	34,0	1,8	100	~1,8 kg.	600	~10,8 kg.	68,20 TL.
SKP-D1/050-M10		M10	11,0	17,0	16,0	10,5	18,0	34,0	1,8	100	~1,7 kg.	600	~10,2 kg.	68,20 TL.
SKP-D1/050-M12		M12	11,0	17,0	16,0	13,0	22,0	36,0	1,8	100	~2,0 kg.	600	~12,0 kg.	73,43 TL.
SKP-D1/050-M14		M14	11,0	17,0	16,0	15,0	22,0	36,0	1,8	100	~2,0 kg.	600	~12,0 kg.	99,28 TL.
SKP-D1/050-M16		M16	11,0	17,0	16,0	17,0	28,0	40,0	1,8	50	~1,1 kg.	300	~6,6 kg.	99,28 TL.
SKP-D1/070-M06	70	M6	13,0	21,0	18,0	6,5	22,0	38,0	2,0	50	~1,4 kg.	300	~8,4 kg.	93,78 TL.
SKP-D1/070-M08		M8	13,0	21,0	18,0	8,4	22,0	38,0	2,0	50	~1,3 kg.	300	~7,8 kg.	93,78 TL.
SKP-D1/070-M10		M10	13,0	21,0	18,0	10,5	22,0	38,0	2,0	50	~1,3 kg.	300	~7,8 kg.	97,08 TL.
SKP-D1/070-M12		M12	13,0	21,0	18,0	13,0	22,0	38,0	2,0	50	~1,3 kg.	300	~7,8 kg.	97,08 TL.
SKP-D1/070-M14		M14	13,0	21,0	18,0	15,0	22,0	38,0	2,0	50	~1,3 kg.	300	~7,8 kg.	104,78 TL.
SKP-D1/070-M16		M16	13,0	21,0	18,0	17,0	28,0	42,0	2,0	50	~1,4 kg.	300	~8,4 kg.	104,78 TL.
SKP-D1/095-M06	95	M6	15,0	23,0	20,0	6,5	24,0	42,0	2,5	50	~2,1 kg.	300	~12,6 kg.	146,30 TL.
SKP-D1/095-M08		M8	15,0	23,0	20,0	8,4	24,0	42,0	2,5	50	~2,0 kg.	300	~12,0 kg.	141,63 TL.
SKP-D1/095-M10		M10	15,0	23,0	20,0	10,5	24,0	42,0	2,5	50	~2,0 kg.	300	~12,0 kg.	141,63 TL.
SKP-D1/095-M12		M12	15,0	23,0	20,0	13,0	24,0	42,0	2,5	50	~2,0 kg.	300	~12,0 kg.	141,63 TL.
SKP-D1/095-M14		M14	15,0	23,0	20,0	15,0	24,0	42,0	2,5	50	~2,0 kg.	300	~12,0 kg.	146,30 TL.
SKP-D1/095-M16		M16	15,0	23,0	20,0	17,0	28,0	44,0	2,5	25	~1,1 kg.	150	~6,6 kg.	146,30 TL.
SKP-D1/120-M06	120	M6	16,5	24,0	22,0	6,5	24,0	44,0	3,0	25	~1,4 kg.	150	~8,4 kg.	219,45 TL.
SKP-D1/120-M08		M8	16,5	24,0	22,0	8,4	24,0	44,0	3,0	25	~1,5 kg.	150	~9,0 kg.	194,70 TL.
SKP-D1/120-M10		M10	16,5	24,0	22,0	10,5	24,0	44,0	3,0	25	~1,4 kg.	150	~8,4 kg.	194,70 TL.
SKP-D1/120-M12		M12	16,5	24,0	22,0	13,0	24,0	44,0	3,0	25	~1,4 kg.	150	~8,4 kg.	194,70 TL.
SKP-D1/120-M14		M14	16,5	24,0	22,0	15,0	24,0	44,0	3,0	25	~1,5 kg.	150	~9,0 kg.	219,45 TL.
SKP-D1/120-M16		M16	16,5	24,0	22,0	17,0	28,0	48,0	3,0	25	~1,5 kg.	150	~9,0 kg.	219,45 TL.
SKP-D1/150-M06	150	M06	19,0	28,0	24,0	6,5	30,0	50,0	3,2	20	~1,6 kg.	120	~9,6 kg.	353,65 TL.
SKP-D1/150-M08		M08	19,0	28,0	24,0	8,4	30,0	50,0	3,2	20	~1,6 kg.	120	~9,6 kg.	353,65 TL.
SKP-D1/150-M10		M10	19,0	28,0	24,0	10,5	30,0	50,0	3,2	20	~1,7 kg.	120	~10,2 kg.	334,95 TL.
SKP-D1/150-M12		M12	19,0	28,0	24,0	13,0	30,0	50,0	3,2	20	~1,6 kg.	120	~9,6 kg.	334,95 TL.
SKP-D1/150-M14		M14	19,0	28,0	24,0	15,0	30,0	50,0	3,2	20	~1,7 kg.	120	~10,2 kg.	334,95 TL.
SKP-D1/150-M16		M16	19,0	28,0	24,0	17,0	30,0	50,0	3,2	20	~1,6 kg.	120	~10,2 kg.	334,95 TL.
SKP-D1/185-M10	185	M10	21,0	33,0	28,0	10,5	36,0	50,0	3,5	20	~2,2 kg.	120	~13,2 kg.	442,20 TL.
SKP-D1/185-M12		M12	21,0	33,0	28,0	13,0	36,0	50,0	3,5	20	~2,2 kg.	120	~13,2 kg.	452,38 TL.
SKP-D1/185-M14		M14	21,0	33,0	28,0	15,0	36,0	50,0	3,5	20	~1,8 kg.	120	~10,8 kg.	452,38 TL.
SKP-D1/185-M16		M16	21,0	33,0	28,0	17,0	36,0	50,0	3,5	20	~1,7 kg.	120	~10,2 kg.	455,13 TL.
SKP-D1/240-M10	240	M10	23,5	36,0	32,0	10,5	38,0	56,0	4,0	10	~1,6 kg.	60	~9,6 kg.	607,75 TL.
SKP-D1/240-M12		M12	23,5	36,0	32,0	13,0	38,0	56,0	4,0	10	~1,5 kg.	60	~9,0 kg.	586,85 TL.
SKP-D1/240-M14		M14	23,5	36,0	32,0	15,0	38,0	56,0	4,0	10	~1,6 kg.	60	~9,6 kg.	607,75 TL.
SKP-D1/240-M16		M16	23,5	36,0	32,0	17,0	38,0	56,0	4,0	10	~1,5 kg.	60	~9,0 kg.	586,85 TL.

SKP-D1 ÖZELLİKLERİ / SPECIFICATIONS

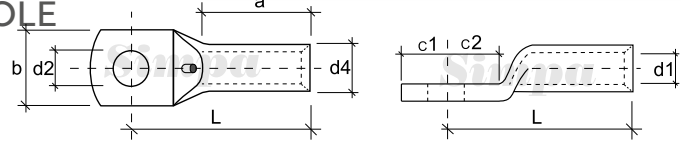
HAMMADDE	E-CU ŞERİT
MATERIAL	E-CU COPPER
KAPLAMA	KALAY
COATING	TIN PLATED
BAĞLANTI	SIKMA
JOINT	CLAMP COUPLING
NORM	DIN 46234
CONFORMED TO	DIN 46234



SKP-S/GD

GÖZLEM DELİKLİ SIKMALI KABLO PABUCU

TUBULAR CABLE LUGS WITH INSPECTION HOLE



5846 sayılı yasa gereği fotoğrafların izinsiz yayınlanması ve kullanılması kesinlikle yasaktır.

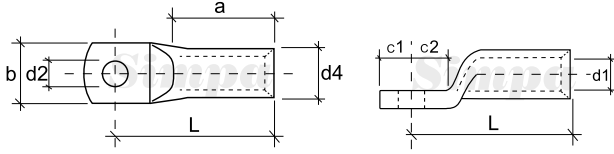
Ürün Kodu Order Code	Kablo Kesiti Cable Section (mm ²)	Civata Deliği Bolt	Boyutlar Dimensions								Kutu Adedi Box Pcs.	Kutu Ağırlığı Box Weight	Koli Adedi Parcel Pcs.	Koli Ağırlığı Box Weight	Birim Fiyatı Unit Price
			d1	d4	a	d2	b	c1	c2	L					
SKP-S/GD/016-M06/SD	16	M06	5,5	7,5	12,5	6,5	12,0	7,5	7,5	24,0	400	~2,0 kg.	3.200	~16,0 kg.	34,50 TL.
SKP-S/GD/025-M08/SD	25	M08	7,0	9,5	17,5	8,5	14,0	8,5	8,5	30,5	300	~2,5 kg.	2.400	~20,0 kg.	54,00 TL.
SKP-S/GD/035-M08/SD	35	M08	8,5	11,0	19,0	8,5	16,5	9,5	9,5	34,5	200	~2,6 kg.	1.600	~20,8 kg.	72,00 TL.
SKP-S/GD/050-M10/SD	50	M10	10,0	13,0	20,0	10,5	19,0	11,0	11,0	39,5	125	~2,6 kg.	1.000	~20,8 kg.	109,00 TL.
SKP-S/GD/070-M10/SD	70	M10	11,5	14,5	21,5	10,5	21,0	11,0	11,0	41,5	80	~2,1 kg.	640	~16,8 kg.	148,00 TL.
SKP-S/GD/095-M12/SD	95	M12	13,5	16,5	25,0	13,0	24,0	12,5	12,5	48,0	60	~1,9 kg.	480	~15,2 kg.	155,00 TL.
SKP-S/GD/120-M12/SD	120	M12	14,5	18,0	27,0	13,0	26,5	14,0	14,0	52,0	50	~2,4 kg.	400	~19,2 kg.	228,00 TL.
SKP-S/GD/150-M12/SD	150	M12	16,5	21,0	29,0	13,0	30,5	15,0	15,0	57,0	30	~2,4 kg.	240	~19,2 kg.	344,00 TL.
SKP-S/GD/185-M12/SD	185	M12	18,5	23,0	33,0	13,0	33,5	16,0	16,0	63,0	20	~1,9 kg.	160	~15,2 kg.	387,50 TL.
SKP-S/GD/240-M12/SD	240	M12	21,0	26,0	37,0	13,0	38,0	16,5	16,5	70,0	20	~2,7 kg.	160	~21,6 kg.	550,00 TL.

SKP-S/GD ÖZELLİKLERİ / SPECIFICATIONS

HAMMADDE	EN 13600 BAKIR BORU
MATERIAL	ELECTROLYTIC COPPER CONFORMED TO EN 13600
KAPLAMA	KALAY
COATING	TIN PLATED
BAĞLANTI	SIKMA
JOINT	CLAMP COUPLING
BORU ET KALINLIĞI	KALIN
THICKNESS	THICK
KABLO GİRİŞİ	NORMAL
CABLE ENTRY	STANDARD

BU TABLODA KOYU YAZI KARAKTERİ İLE BELİRTİLMİŞ OLAN KABLO PABUÇLARI STANDART ÜRETİMİMİZDİR.
THE CABLE LUGS, WHICH ARE INDICATED IN BOLD FONT, ARE STANDARD PRODUCTS OF **Simpa**





5846 sayılı yasa gereği fotoğrafların izinsiz yayınlanması ve kullanılması kesinlikle yasaktır.

SKP-DG

**DAR GİRİŞLİ ŞALT MALZEMELERİ İÇİN
SIKMALI KABLO PABUCU**
TUBULAR CABLE LUGS
FOR SWITCH GEAR CONNECTIONS

Ürün Kodu Order Code	Kablo Kesiti Cable Section (mm ²)	Civata Deliği Bolt	Boyutlar Dimensions								Kutu Adedi Box Pcs.	Kutu Ağırlığı Box Weight	Koli Adedi Parcel Pcs.	Koli Ağırlığı Box Weight	Birim Fiyatı Unit Price
			d1	d4	a	d2	b	c1	c2	L					
SKP-DG/035-M06	35	M6	8,5	12,0	17,0	6,5	15,0	7,5	7,5	32,0	150	~2,7 kg.	900	~16,2 kg.	103,50 TL.
SKP-DG/050-M06		M6	10,0	14,0	19,0	6,5	15,0	10,0	10,0	37,0	100	~2,9 kg.	600	~17,4 kg.	156,00 TL.
SKP-DG/050-M08	50	M8	10,0	14,0	19,0	8,5	17,0	10,0	10,0	37,0	100	~2,8 kg.	600	~16,8 kg.	156,00 TL.
SKP-DG/050-M10		M10	10,0	14,0	19,0	10,5	19,0	11,5	12,0	39,0	100	~3,1 kg.	600	~18,6 kg.	156,00 TL.
SKP-DG/070-M06	70	M6	12,0	16,5	21,0	6,5	17,0	10,0	10,0	43,0	80	~3,4 kg.	480	~20,4 kg.	206,00 TL.
SKP-DG/070-M08		M8	12,0	16,5	21,0	8,5	17,0	10,0	10,0	43,0	80	~3,3 kg.	480	~19,8 kg.	206,00 TL.
SKP-DG/070-M10		M10	12,0	16,5	21,0	10,5	19,0	11,5	12,0	44,0	80	~3,6 kg.	480	~21,6 kg.	206,00 TL.
SKP-DG/070-M12		M12	12,0	16,5	21,0	13,0	19,0	13,0	13,0	46,0	80	~3,4 kg.	480	~20,4 kg.	258,00 TL.
SKP-DG/095-M06	95	M6	13,5	18,0	25,0	6,5	19,0	11,5	12,0	48,0	60	~3,3 kg.	360	~19,8 kg.	284,00 TL.
SKP-DG/095-M08		M8	13,5	18,0	25,0	8,5	19,0	11,5	12,0	48,0	60	~3,3 kg.	360	~19,8 kg.	284,00 TL.
SKP-DG/095-M10		M10	13,5	18,0	25,0	10,5	19,0	11,5	12,0	48,0	60	~3,1 kg.	360	~18,6 kg.	284,00 TL.
SKP-DG/095-M12		M12	13,5	18,0	25,0	13,0	19,0	13,0	13,0	49,0	60	~3,1 kg.	360	~18,6 kg.	284,00 TL.
SKP-DG/120-M06	120	M6	15,0	19,5	26,0	6,5	19,0	11,5	14,0	51,0	50	~3,1 kg.	300	~18,6 kg.	329,00 TL.
SKP-DG/120-M08		M8	15,0	19,5	26,0	8,5	19,0	11,5	14,0	51,0	50	~3,0 kg.	300	~18,0 kg.	329,00 TL.
SKP-DG/120-M10		M10	15,0	19,5	26,0	10,5	19,0	11,5	14,0	51,0	50	~2,9 kg.	300	~17,4 kg.	329,00 TL.
SKP-DG/120-M12		M12	15,0	19,5	26,0	13,0	19,0	14,0	14,0	51,0	50	~3,0 kg.	300	~18,0 kg.	329,00 TL.
SKP-DG/150-M06	150	M6	16,5	21,0	30,0	6,5	19,0	11,5	14,0	56,0	35	~2,4 kg.	210	~14,4 kg.	431,00 TL.
SKP-DG/150-M08		M8	16,5	21,0	30,0	8,5	19,0	11,5	14,0	56,0	35	~2,4 kg.	210	~14,4 kg.	431,00 TL.
SKP-DG/150-M10		M10	16,5	21,0	30,0	10,5	19,0	11,5	14,0	56,0	35	~2,4 kg.	210	~14,4 kg.	431,00 TL.
SKP-DG/150-M12		M12	16,5	21,0	30,0	13,0	19,0	15,0	15,0	57,0	35	~2,5 kg.	210	~15,0 kg.	431,00 TL.
SKP-DG/185-M10	185	M10	19,0	24,0	30,0	10,5	24,5	11,5	18,0	65,0	25	~2,7 kg.	150	~16,2 kg.	625,00 TL.
SKP-DG/185-M12		M12	19,0	24,0	30,0	13,0	31,0	18,0	18,0	65,0	25	~2,8 kg.	150	~16,8 kg.	625,00 TL.
SKP-DG/185-M16		M16	19,0	24,0	30,0	17,0	31,0	18,0	18,0	65,0	25	~2,4 kg.	150	~14,4 kg.	625,00 TL.
SKP-DG/240-M10	240	M10	21,0	26,0	35,0	10,5	31,0	11,5	19,0	72,0	20	~2,5 kg.	120	~15,0 kg.	774,50 TL.
SKP-DG/240-M12		M12	21,0	26,0	35,0	13,0	31,0	21,5	19,0	72,0	20	~2,8 kg.	120	~16,8 kg.	774,50 TL.
SKP-DG/240-M16		M16	21,0	26,0	35,0	17,0	31,0	21,5	19,0	72,0	20	~2,7 kg.	120	~16,2 kg.	774,50 TL.
SKP-DG/300-M10	300	M10	23,5	29,5	44,0	10,5	31,0	11,5	24,0	87,0	10	~2,0 kg.	60	~12,0 kg.	1.121,50 TL.
SKP-DG/300-M12		M12	23,5	29,5	44,0	13,0	31,0	24,0	24,0	87,0	10	~2,3 kg.	60	~13,8 kg.	1.121,50 TL.
SKP-DG/300-M16		M16	23,5	29,5	44,0	17,0	31,0	24,0	24,0	87,0	10	~2,3 kg.	60	~13,8 kg.	1.121,50 TL.

SKP-DG ÖZELLİKLERİ / SPECIFICATIONS

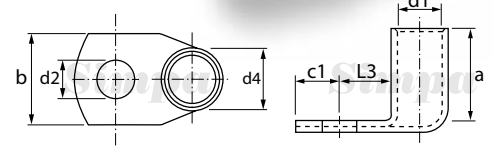
HAMMADDE	EN 13600 BAKIR BORU
MATERIAL	ELECTROLYTIC COPPER CONFORMED TO EN 13600
KAPLAMA	KALAY
COATING	TIN PLATED
BAĞLANTI	SIKMA / DAR DİRİŞLİ
JOINT	CLAMP COUPLING / FOR REDUCED CONNECTING
BORU ET KALINLIĞI	ÇOK KALIN
THICKNESS	VERY THICK
KABLO GİRİŞİ	ÇOK UZUN
CABLE ENTRY	VERY LONG

TALEP EDİLMESİ DURUMUNDA 45 VE 90 DERECE ÜRETİMİMİZ BULUNMAKTADIR.
UPON REQUEST, IT IS AVAILABLE IN 45 & 90 DEGREES.



SKP-L90-S1

90° AÇILI EUROPE TİP (S1) KABLO PABUCU
EUROPE TYPE (S1) 90° ANGULAR CABLE LUGS



5846 sayılı yasa gereği fotoğrafların izinsiz yayınlanması ve kullanılması kesinlikle yasaktır.

Ürün Kodu Order Code	Kablo Kesiti Cable Section (mm ²)	Civata Deliği Bolt	Boyutlar Dimensions							Kutu Adedi Box Pcs.	Kutu Ağırlığı Box Weight	Koli Adedi Parcel Pcs.	Koli Ağırlığı Box Weight	Birim Fiyatı Unit Price
			d1	d4	a	d2	b	c1	L3					
SKP-L90-S1/006-M05	6	M5	3,5	6,5	13,0	5,5	10,0	7,5	9,0	500	~3,2 kg.	3.000	~19,2 kg.	37,00 TL.
SKP-L90-S1/006-M06		M6	3,5	6,5	13,0	6,5	12,0	7,5	10,0	500	~3,3 kg.	3.000	~19,8 kg.	37,00 TL.
SKP-L90-S1/006-M08		M8	3,5	6,5	13,0	8,5	14,0	10,0	13,0	500	~3,3 kg.	3.000	~19,8 kg.	39,50 TL.
SKP-L90-S1/010-M05	10	M5	4,5	7,5	14,0	5,5	12,0	6,5	10,0	400	~2,4 kg.	2.400	~14,4 kg.	39,00 TL.
SKP-L90-S1/010-M06		M6	4,5	7,5	14,0	6,5	12,0	6,5	10,0	400	~2,3 kg.	2.400	~13,8 kg.	39,00 TL.
SKP-L90-S1/010-M08		M8	4,5	7,5	14,0	8,5	15,0	10,0	13,0	300	~2,0 kg.	1.800	~12,0 kg.	39,50 TL.
SKP-L90-S1/016-M05	16	M5	5,5	8,5	17,0	5,5	12,0	7,5	10,0	300	~3,3 kg.	1.800	~19,8 kg.	61,50 TL.
SKP-L90-S1/016-M06		M6	5,5	8,5	17,0	6,5	12,0	7,5	11,0	300	~3,4 kg.	1.800	~20,4 kg.	61,00 TL.
SKP-L90-S1/016-M08		M8	5,5	8,5	17,0	8,5	15,0	10,0	13,0	250	~3,0 kg.	1.500	~18,0 kg.	61,00 TL.
SKP-L90-S1/016-M10		M10	5,5	8,5	17,0	10,5	17,0	12,0	15,0	200	~2,3 kg.	1.200	~13,8 kg.	72,00 TL.
SKP-L90-S1/025-M05	25	M5	7,0	10,0	19,0	5,5	14,0	7,5	11,0	200	~3,3 kg.	1.200	~19,8 kg.	89,00 TL.
SKP-L90-S1/025-M06		M6	7,0	10,0	19,0	6,5	14,0	7,5	11,0	200	~3,3 kg.	1.200	~19,8 kg.	89,00 TL.
SKP-L90-S1/025-M08		M8	7,0	10,0	19,0	8,5	16,0	10,0	13,0	200	~3,2 kg.	1.200	~19,2 kg.	89,00 TL.
SKP-L90-S1/025-M10		M10	7,0	10,0	19,0	10,5	18,0	12,0	15,0	150	~2,6 kg.	900	~15,6 kg.	98,00 TL.
SKP-L90-S1/025-M12	M12	7,0	10,0	19,0	13,0	19,0	13,0	18,0	150	~2,3 kg.	900	~13,8 kg.	112,00 TL.	
SKP-L90-S1/035-M06	35	M6	8,5	12,0	23,0	6,5	17,0	7,5	11,0	125	~3,0 kg.	750	~18,0 kg.	130,00 TL.
SKP-L90-S1/035-M08		M8	8,5	12,0	23,0	8,5	17,0	10,0	13,0	100	~2,5 kg.	600	~15,0 kg.	130,00 TL.
SKP-L90-S1/035-M10		M10	8,5	12,0	23,0	10,5	19,0	12,0	15,0	100	~2,7 kg.	600	~16,2 kg.	156,50 TL.
SKP-L90-S1/035-M12		M12	8,5	12,0	23,0	13,0	21,0	13,0	18,0	100	~2,7 kg.	600	~16,2 kg.	183,00 TL.
SKP-L90-S1/050-M06	50	M6	10,0	14,0	25,0	6,5	20,0	10,0	13,0	80	~3,0 kg.	480	~18,0 kg.	206,50 TL.
SKP-L90-S1/050-M08		M8	10,0	14,0	25,0	8,5	20,0	10,0	13,0	80	~3,0 kg.	480	~18,0 kg.	206,50 TL.
SKP-L90-S1/050-M10		M10	10,0	14,0	25,0	10,5	20,0	12,0	16,0	70	~2,8 kg.	420	~16,8 kg.	215,50 TL.
SKP-L90-S1/050-M12		M12	10,0	14,0	25,0	13,0	23,0	13,0	18,0	70	~2,8 kg.	420	~16,8 kg.	215,50 TL.
SKP-L90-S1/070-M06	70	M6	12,0	16,5	29,0	6,5	23,0	10,0	13,0	50	~3,2 kg.	360	~19,2 kg.	239,00 TL.
SKP-L90-S1/070-M08		M8	12,0	16,5	29,0	8,5	23,0	10,0	14,0	50	~3,1 kg.	360	~18,6 kg.	239,00 TL.
SKP-L90-S1/070-M10		M10	12,0	16,5	29,0	10,5	23,0	12,0	16,0	50	~2,9 kg.	300	~17,4 kg.	251,50 TL.
SKP-L90-S1/070-M12		M12	12,0	16,5	29,0	13,0	23,0	13,0	18,0	50	~2,7 kg.	300	~16,2 kg.	251,00 TL.
SKP-L90-S1/095-M08	95	M8	13,5	18,0	33,0	8,5	26,0	12,0	14,0	40	~2,7 kg.	240	~16,2 kg.	284,00 TL.
SKP-L90-S1/095-M10		M10	13,5	18,0	33,0	10,5	26,0	12,0	17,0	40	~2,8 kg.	240	~16,8 kg.	284,00 TL.
SKP-L90-S1/095-M12		M12	13,5	18,0	33,0	13,0	26,0	13,0	18,0	40	~2,8 kg.	240	~16,8 kg.	284,00 TL.
SKP-L90-S1/095-M16		M16	13,5	18,0	33,0	17,0	28,0	16,0	22,0	35	~2,5 kg.	210	~15,0 kg.	323,00 TL.
SKP-L90-S1/120-M08	120	M8	15,0	19,5	36,0	8,5	28,0	14,0	16,0	30	~2,4 kg.	180	~14,4 kg.	341,00 TL.
SKP-L90-S1/120-M10		M10	15,0	19,5	36,0	10,5	28,0	14,0	17,0	30	~2,4 kg.	180	~14,4 kg.	341,00 TL.
SKP-L90-S1/120-M12		M12	15,0	19,5	36,0	13,0	28,0	14,0	18,0	30	~2,4 kg.	180	~14,4 kg.	341,00 TL.
SKP-L90-S1/120-M16		M16	15,0	19,5	36,0	17,0	30,0	16,0	22,0	25	~1,8 kg.	150	~10,8 kg.	389,00 TL.
SKP-L90-S1/150-M08	150	M8	16,5	21,0	40,0	8,5	31,0	14,0	16,0	25	~2,2 kg.	150	~13,2 kg.	398,00 TL.
SKP-L90-S1/150-M10		M10	16,5	21,0	40,0	10,5	31,0	14,0	17,0	25	~2,2 kg.	150	~13,2 kg.	398,00 TL.
SKP-L90-S1/150-M12		M12	16,5	21,0	40,0	13,0	31,0	15,0	18,0	25	~2,2 kg.	150	~13,2 kg.	398,00 TL.
SKP-L90-S1/150-M16		M16	16,5	21,0	40,0	17,0	31,0	16,0	22,0	20	~1,8 kg.	120	~10,8 kg.	434,00 TL.
SKP-L90-S1/150-M20	M20	16,5	21,0	40,0	21,0	36,0	22,0	24,0	20	~1,8 kg.	120	~10,8 kg.	517,50 TL.	

Ürün Kodu Order Code	Kablo Kesiti Cable Section (mm ²)	Civata Deliği Bolt	Boyutlar Dimensions							Kutu Adedi Box Pcs.	Kutu Ağırlığı Box Weight	Koli Adedi Parcel Pcs.	Koli Ağırlığı Box Weight	Birim Fiyatı Unit Price
			d1	d4	a	d2	b	c1	L3					
SKP-L90-S1/185-M10	185	M10	19,0	24,0	42,0	10,5	35,0	18,0	22,0	20	~3,0 kg.	120	~18,0 kg.	574,50 TL.
SKP-L90-S1/185-M12		M12	19,0	24,0	42,0	13,0	35,0	18,0	22,0	20	~2,9 kg.	120	~17,4 kg.	574,50 TL.
SKP-L90-S1/185-M16		M16	19,0	24,0	42,0	17,0	35,0	18,0	22,0	15	~2,8 kg.	90	~16,8 kg.	574,50 TL.
SKP-L90-S1/185-M20		M20	19,0	24,0	42,0	21,0	39,0	22,0	24,0	15	~2,8 kg.	90	~16,8 kg.	673,00 TL.
SKP-L90-S1/240-M10	240	M10	21,0	26,0	45,0	10,5	39,0	21,5	22,0	15	~2,4 kg.	90	~14,4 kg.	658,00 TL.
SKP-L90-S1/240-M12		M12	21,0	26,0	45,0	13,0	39,0	21,5	22,0	15	~2,4 kg.	90	~14,4 kg.	658,00 TL.
SKP-L90-S1/240-M16		M16	21,0	26,0	45,0	17,0	39,0	21,5	22,0	10	~1,6 kg.	60	~9,6 kg.	658,00 TL.
SKP-L90-S1/240-M20		M20	21,0	26,0	45,0	21,0	39,0	21,5	24,0	10	~1,6 kg.	60	~9,6 kg.	733,00 TL.
SKP-L90-S1/300-M12	300	M12	23,5	29,5	56,0	13,0	43,0	24,0	24,0	8	~1,9 kg.	48	~11,4 kg.	1.238,00 TL.
SKP-L90-S1/300-M16		M16	23,5	29,5	56,0	17,0	43,0	24,0	24,0	8	~1,8 kg.	48	~10,8 kg.	1.238,00 TL.
SKP-L90-S1/300-M20		M20	23,5	29,5	56,0	21,0	43,0	24,0	24,0	8	~1,8 kg.	48	~10,8 kg.	1.238,00 TL.
SKP-L90-S1/400-M12	400	M12	27,0	34,0	60,0	13,0	49,0	24,0	24,0	6	~2,0 kg.	36	~12,0 kg.	1.719,50 TL.
SKP-L90-S1/400-M16		M16	27,0	34,0	60,0	17,0	49,0	24,0	24,0	6	~1,9 kg.	36	~11,4 kg.	1.719,50 TL.
SKP-L90-S1/400-M20		M20	27,0	34,0	60,0	21,0	49,0	24,0	24,0	6	~1,9 kg.	36	~11,4 kg.	1.719,50 TL.
SKP-L90-S1/500-M12	500	M12	30,0	38,0	47,0	13,0	56,0	24,0	24,0	6	~2,7 kg.	36	~16,2 kg.	2.785,00 TL.
SKP-L90-S1/500-M16		M16	30,0	38,0	47,0	17,0	56,0	24,0	24,0	6	~2,7 kg.	36	~16,2 kg.	2.785,00 TL.
SKP-L90-S1/500-M20		M20	30,0	38,0	47,0	21,0	56,0	24,0	24,0	6	~2,7 kg.	36	~16,2 kg.	2.785,00 TL.

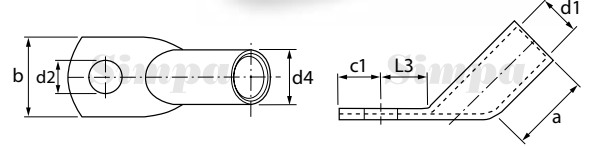
SKP-L90-S1 ÖZELLİKLERİ / SPECIFICATIONS

HAMMADDE	EN 13600 BAKIR BORU
MATERIAL	ELECTROLYTIC COPPER CONFORMED TO EN 13600
KAPLAMA	KALAY
COATING	TIN PLATED
BAĞLANTI	SIKMA
JOINT	CLAMP COUPLING
BORU ET KALINLIĞI	ÇOK KALIN
THICKNESS	VERY THICK
KABLO GİRİŞİ	UZUN
CABLE ENTRY	LONG



SKP-L45-S1

45° AÇILI EUROPE TİP (S1) KABLO PABUCU
EUROPE TYPE (S1) 45° ANGULAR CABLE LUGS



5846 sayılı yasa gereği fotoğrafların izinsiz yayınlanması ve kullanılması kesinlikle yasaktır.

Ürün Kodu Order Code	Kablo Kesiti Cable Section (mm ²)	Civata Deliği Bolt	Boyutlar Dimensions							Kutu Adedi Box Pcs.	Kutu Ağırlığı Box Weight	Koli Adedi Parcel Pcs.	Koli Ağırlığı Box Weight	Birim Fiyatı Unit Price
			d1	d4	a	d2	b	c1	L3					
SKP-L45-S1/006-M05	6	M5	3,5	6,5	9,0	5,5	10,0	7,5	9,0	600	~3,6 kg.	3.600	~21,6 kg.	37,00 TL.
SKP-L45-S1/006-M06		M6	3,5	6,5	9,0	6,5	12,0	7,5	10,0	600	~3,7 kg.	3.600	~22,2 kg.	37,00 TL.
SKP-L45-S1/006-M08		M8	3,5	6,5	9,0	8,5	14,0	10,0	13,0	600	~3,8 kg.	3.600	~22,8 kg.	39,50 TL.
SKP-L45-S1/010-M05	10	M5	4,5	7,5	10,0	5,5	12,0	6,5	10,0	500	~2,4 kg.	3.000	~14,4 kg.	39,00 TL.
SKP-L45-S1/010-M06		M6	4,5	7,5	10,0	6,5	12,0	6,5	10,0	500	~2,8 kg.	3.000	~16,8 kg.	39,00 TL.
SKP-L45-S1/010-M08		M8	4,5	7,5	10,0	8,5	15,0	10,0	13,0	400	~3,6 kg.	2.400	~21,6 kg.	39,50 TL.
SKP-L45-S1/016-M05	16	M5	5,5	8,5	13,0	5,5	12,0	7,5	10,0	300	~3,1 kg.	1.800	~18,6 kg.	61,50 TL.
SKP-L45-S1/016-M06		M6	5,5	8,5	13,0	6,5	12,0	7,5	11,0	300	~3,1 kg.	1.800	~18,6 kg.	61,00 TL.
SKP-L45-S1/016-M08		M8	5,5	8,5	13,0	8,5	15,0	10,0	13,0	250	~2,9 kg.	1.500	~17,4 kg.	61,00 TL.
SKP-L45-S1/016-M10		M10	5,5	8,5	13,0	10,5	17,0	12,0	15,0	200	~3,2 kg.	1.200	~19,2 kg.	72,00 TL.
SKP-L45-S1/025-M05	25	M5	7,0	10,0	15,0	5,5	14,0	7,5	11,0	200	~3,9 kg.	1.200	~23,4 kg.	89,00 TL.
SKP-L45-S1/025-M06		M6	7,0	10,0	15,0	6,5	14,0	7,5	11,0	200	~2,8 kg.	1.200	~16,8 kg.	89,00 TL.
SKP-L45-S1/025-M08		M8	7,0	10,0	15,0	8,5	16,0	10,0	13,0	200	~3,0 kg.	1.200	~18,0 kg.	89,00 TL.
SKP-L45-S1/025-M10		M10	7,0	10,0	15,0	10,5	18,0	12,0	15,0	150	~2,5 kg.	900	~15,0 kg.	98,00 TL.
SKP-L45-S1/025-M12		M12	7,0	10,0	15,0	13,0	19,0	13,0	18,0	150	~2,5 kg.	900	~15,0 kg.	112,00 TL.
SKP-L45-S1/035-M06	35	M6	8,5	12,0	17,0	6,5	17,0	7,5	11,0	125	~3,0 kg.	750	~18,0 kg.	130,00 TL.
SKP-L45-S1/035-M08		M8	8,5	12,0	17,0	8,5	17,0	10,0	13,0	125	~3,0 kg.	750	~18,0 kg.	130,00 TL.
SKP-L45-S1/035-M10		M10	8,5	12,0	17,0	10,5	19,0	12,0	15,0	100	~2,5 kg.	600	~15,0 kg.	156,50 TL.
SKP-L45-S1/035-M12		M12	8,5	12,0	17,0	13,0	21,0	13,0	18,0	80	~2,4 kg.	480	~14,4 kg.	183,00 TL.
SKP-L45-S1/050-M06	50	M6	10,0	14,0	19,0	6,5	20,0	10,0	13,0	80	~2,9 kg.	480	~17,4 kg.	206,50 TL.
SKP-L45-S1/050-M08		M8	10,0	14,0	19,0	8,5	20,0	10,0	13,0	80	~2,9 kg.	480	~17,4 kg.	206,50 TL.
SKP-L45-S1/050-M10		M10	10,0	14,0	19,0	10,5	20,0	12,0	16,0	80	~3,0 kg.	480	~18,0 kg.	215,50 TL.
SKP-L45-S1/050-M12		M12	10,0	14,0	19,0	13,0	23,0	13,0	18,0	70	~3,0 kg.	420	~18,0 kg.	215,50 TL.
SKP-L45-S1/070-M06	70	M6	12,0	16,5	21,0	6,5	23,0	10,0	13,0	60	~3,2 kg.	360	~19,2 kg.	239,00 TL.
SKP-L45-S1/070-M08		M8	12,0	16,5	21,0	8,5	23,0	10,0	14,0	60	~3,0 kg.	360	~18,0 kg.	239,00 TL.
SKP-L45-S1/070-M10		M10	12,0	16,5	21,0	10,5	23,0	12,0	16,0	60	~3,2 kg.	360	~19,2 kg.	251,50 TL.
SKP-L45-S1/070-M12		M12	12,0	16,5	21,0	13,0	23,0	13,0	18,0	50	~2,7 kg.	300	~16,2 kg.	251,00 TL.
SKP-L45-S1/095-M08	95	M8	13,5	18,0	25,0	8,5	26,0	12,0	14,0	40	~2,5 kg.	240	~15,0 kg.	284,00 TL.
SKP-L45-S1/095-M10		M10	13,5	18,0	25,0	10,5	26,0	12,0	17,0	40	~2,6 kg.	240	~15,6 kg.	284,00 TL.
SKP-L45-S1/095-M12		M12	13,5	18,0	25,0	13,0	26,0	13,0	18,0	40	~2,8 kg.	240	~16,8 kg.	284,00 TL.
SKP-L45-S1/095-M16		M16	13,5	18,0	25,0	17,0	28,0	16,0	22,0	40	~2,8 kg.	240	~16,8 kg.	323,00 TL.
SKP-L45-S1/120-M08	120	M8	15,0	19,5	26,0	8,5	28,0	14,0	16,0	30	~2,3 kg.	180	~13,8 kg.	341,00 TL.
SKP-L45-S1/120-M10		M10	15,0	19,5	26,0	10,5	28,0	14,0	17,0	30	~2,3 kg.	180	~13,8 kg.	341,00 TL.
SKP-L45-S1/120-M12		M12	15,0	19,5	26,0	13,0	28,0	14,0	18,0	30	~2,3 kg.	180	~13,8 kg.	341,00 TL.
SKP-L45-S1/120-M16		M16	15,0	19,5	26,0	17,0	30,0	16,0	22,0	30	~2,2 kg.	180	~13,2 kg.	389,00 TL.
SKP-L45-S1/150-M08	150	M8	16,5	21,0	30,0	8,5	31,0	14,0	16,0	25	~2,4 kg.	150	~14,4 kg.	398,00 TL.
SKP-L45-S1/150-M10		M10	16,5	21,0	30,0	10,5	31,0	14,0	17,0	25	~2,2 kg.	150	~13,2 kg.	398,00 TL.
SKP-L45-S1/150-M12		M12	16,5	21,0	30,0	13,0	31,0	15,0	18,0	25	~2,4 kg.	150	~14,4 kg.	398,00 TL.
SKP-L45-S1/150-M16		M16	16,5	21,0	30,0	17,0	31,0	16,0	22,0	25	~2,3 kg.	150	~13,8 kg.	434,00 TL.
SKP-L45-S1/150-M20		M20	16,5	21,0	30,0	21,0	36,0	22,0	24,0	25	~2,2 kg.	150	~13,2 kg.	517,50 TL.

Ürün Kodu Order Code	Kablo Kesiti Cable Section (mm ²)	Civata Deliği Bolt	Boyutlar Dimensions							Kutu Adedi Box Pcs.	Kutu Ağırlığı Box Weight	Koli Adedi Parcel Pcs.	Koli Ağırlığı Box Weight	Birim Fiyatı Unit Price
			d1	d4	a	d2	b	c1	L3					
SKP-L45-S1/185-M10	185	M10	19,0	24,0	30,0	10,5	35,0	18,0	22,0	20	~2,7 kg.	120	~16,2 kg.	574,50 TL.
SKP-L45-S1/185-M12		M12	19,0	24,0	30,0	13,0	35,0	18,0	22,0	20	~2,7 kg.	120	~16,2 kg.	574,50 TL.
SKP-L45-S1/185-M16		M16	19,0	24,0	30,0	17,0	35,0	18,0	22,0	20	~2,4 kg.	120	~14,4 kg.	574,50 TL.
SKP-L45-S1/185-M20		M20	19,0	24,0	30,0	21,0	39,0	22,0	24,0	20	~2,4 kg.	120	~14,4 kg.	673,00 TL.
SKP-L45-S1/240-M10	240	M10	21,0	26,0	35,0	10,5	39,0	21,5	22,0	15	~2,4 kg.	90	~14,4 kg.	658,00 TL.
SKP-L45-S1/240-M12		M12	21,0	26,0	35,0	13,0	39,0	21,5	22,0	15	~2,5 kg.	90	~15,0 kg.	658,00 TL.
SKP-L45-S1/240-M16		M16	21,0	26,0	35,0	17,0	39,0	21,5	22,0	15	~2,4 kg.	90	~14,4 kg.	658,00 TL.
SKP-L45-S1/240-M20		M20	21,0	26,0	35,0	21,0	39,0	21,5	24,0	15	~2,3 kg.	90	~13,8 kg.	733,00 TL.
SKP-L45-S1/300-M12	300	M12	23,5	29,5	44,0	13,0	43,0	24,0	24,0	8	~2,1 kg.	48	~12,6 kg.	1.238,00 TL.
SKP-L45-S1/300-M16		M16	23,5	29,5	44,0	17,0	43,0	24,0	24,0	8	~2,1 kg.	48	~12,6 kg.	1.238,00 TL.
SKP-L45-S1/300-M20		M20	23,5	29,5	44,0	21,0	43,0	24,0	24,0	8	~2,1 kg.	48	~12,6 kg.	1.238,00 TL.
SKP-L45-S1/400-M12	400	M12	27,0	34,0	44,0	13,0	49,0	24,0	24,0	6	~2,1 kg.	36	~12,6 kg.	1.719,50 TL.
SKP-L45-S1/400-M16		M16	27,0	34,0	44,0	17,0	49,0	24,0	24,0	6	~2,1 kg.	36	~12,6 kg.	1.719,50 TL.
SKP-L45-S1/400-M20		M20	27,0	34,0	44,0	21,0	49,0	24,0	24,0	6	~2,0 kg.	36	~12,0 kg.	1.719,50 TL.

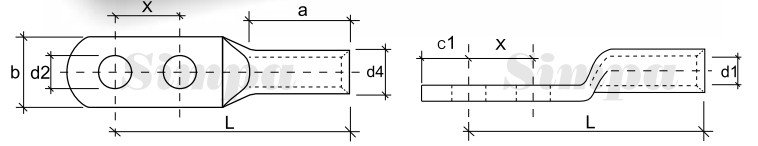
SKP-L45-S1 ÖZELLİKLERİ / SPECIFICATIONS

HAMMADDE	EN 13600 BAKIR BORU
MATERIAL	ELECTROLYTIC COPPER CONFORMED TO EN 13600
KAPLAMA	KALAY
COATING	TIN PLATED
BAĞLANTI	SIKMA
JOINT	CLAMP COUPLING
BORU ET KALINLIĞI	ÇOK KALIN
THICKNESS	VERY THICK
KABLO GİRİŞİ	UZUN
CABLE ENTRY	LONG



SKP-C

ÇİFT DELİKLİ SIKMALI KABLO PABUCU TUBULAR CABLE LUGS WITH TWO CONNECTION HOLES



5846 sayılı yasa gereği fotoğrafların izinsiz yayınlanması ve kullanılması kesinlikle yasaktır.

Ürün Kodu Order Code	Kablo Kesiti Cable Section (mm ²)	Civata Deliği Bolt	Boyutlar Dimensions								Kutu Adedi Box Pcs.	Kutu Ağırlığı Box Weight	Birim Fiyatı Unit Price		
			d1	d4	a	d2	b	C1	X	L					
SKP-C/016-M06/X16	16	M6	5,5	8,5	20,0	6,4	12,0	10,0	16,0	53,0	150	~2,3 kg.	91,50 TL.		
SKP-C/016-M06/X25		M6	5,5	8,5	20,0	7,0	12,0	10,0	25,0	62,0			109,00 TL.		
SKP-C/025-M06/X16	25	M6	7,0	10,0	20,0	6,4	14,0	10,0	16,0	54,0	100	~2,1 kg.	117,00 TL.		
SKP-C/025-M06/X25		M6	7,0	10,0	20,0	7,0	14,0	10,0	25,0	63,0			143,00 TL.		
SKP-C/025-M08/X16		M8	7,0	10,0	20,0	8,5	14,0	10,0	16,0	54,0			117,00 TL.		
SKP-C/025-M08/X25		M8	7,0	10,0	20,0	8,5	14,0	10,0	25,0	63,0			144,00 TL.		
SKP-C/035-M08/X16	35	M8	8,5	12,0	20,0	8,5	18,0	10,0	16,0	62,0	80	~2,9 kg.	206,50 TL.		
SKP-C/035-M08/X25		M8	8,5	12,0	20,0	8,5	18,0	10,0	25,0	71,0			224,50 TL.		
SKP-C/035-M08/X40		M8	8,5	12,0	20,0	8,5	18,0	10,0	40,0	86,0			70	247,00 TL.	
SKP-C/035-M10/X25		M10	8,5	12,0	20,0	10,5	18,0	10,0	25,0	71,0			80	224,00 TL.	
SKP-C/035-M10/X40	M10	8,5	12,0	20,0	10,5	18,0	10,0	40,0	86,0	70	247,00 TL.				
SKP-C/050-M06/X25	50	M6	10,0	14,0	28,0	6,5	21,0	10,0	25,0	69,0	50	~2,8 kg.	353,00 TL.		
SKP-C/050-M06/X40		M6	10,0	14,0	28,0	6,5	21,0	10,0	40,0	84,0			50	380,00 TL.	
SKP-C/050-M08/X25		M8	10,0	14,0	28,0	8,5	21,0	10,0	25,0	69,0			50	380,00 TL.	
SKP-C/050-M08/X40		M8	10,0	14,0	28,0	8,5	21,0	10,0	40,0	84,0			50	380,00 TL.	
SKP-C/050-M10/X25		M10	10,0	14,0	28,0	10,5	21,0	16,0	25,0	75,0			50	353,00 TL.	
SKP-C/050-M10/X40		M10	10,0	14,0	28,0	10,5	21,0	16,0	40,0	90,0			50	380,00 TL.	
SKP-C/050-M12/X25		M12	10,0	14,0	28,0	13,0	23,0	16,0	25,0	75,0			50	353,00 TL.	
SKP-C/050-M12/X40		M12	10,0	14,0	28,0	13,0	23,0	16,0	40,0	90,0			50	380,00 TL.	
SKP-C/070-M08/X25	70	M8	12,0	16,5	28,0	8,5	23,0	10,0	25,0	76,0	40	~3,2 kg.	431,00 TL.		
SKP-C/070-M08/X40		M8	12,0	16,5	28,0	8,5	23,0	10,0	40,0	91,0			40	458,00 TL.	
SKP-C/070-M10/X25		M10	12,0	16,5	28,0	10,5	23,0	16,0	25,0	82,0			40	431,00 TL.	
SKP-C/070-M10/X40		M10	12,0	16,5	28,0	10,5	23,0	16,0	40,0	97,0			40	458,00 TL.	
SKP-C/070-M12/X25		M12	12,0	16,5	28,0	13,0	23,0	16,0	25,0	76,0			40	431,00 TL.	
SKP-C/070-M12/X40		M12	12,0	16,5	28,0	13,0	23,0	16,0	40,0	91,0			40	458,00 TL.	
SKP-C/070-M12/X45		M12	12,0	16,5	28,0	13,0	23,0	16,0	45,0	96,0			40	467,00 TL.	
SKP-C/070-M12/X60		M12	12,0	16,5	28,0	13,0	23,0	16,0	60,0	111,0			40	502,50 TL.	
SKP-C/095-M10/X25	95	M10	13,5	18,0	35,0	10,5	26,0	16,0	25,0	87,0	25	~2,4 kg.	458,00 TL.		
SKP-C/095-M10/X40		M10	13,5	18,0	35,0	10,5	26,0	16,0	40,0	102,0			25	508,50 TL.	
SKP-C/095-M12/X25		M12	13,5	18,0	35,0	13,0	26,0	16,0	25,0	87,0			25	458,00 TL.	
SKP-C/095-M12/X40		M12	13,5	18,0	35,0	13,0	26,0	16,0	40,0	102,0			25	508,50 TL.	
SKP-C/095-M12/X45		M12	13,5	18,0	35,0	13,0	26,0	16,0	45,0	107,0			25	508,50 TL.	
SKP-C/095-M12/X60		M12	13,5	18,0	35,0	13,0	26,0	16,0	60,0	122,0			25	517,50 TL.	
SKP-C/120-M12/X25	120	M12	15,0	19,5	35,0	13,0	28,0	16,0	25,0	87,0	25	~2,6 kg.	467,50 TL.		
SKP-C/120-M12/X40		M12	15,0	19,5	35,0	13,0	28,0	16,0	40,0	102,0			25	~3,1 kg.	502,50 TL.
SKP-C/120-M12/X45		M12	15,0	19,5	35,0	13,0	28,0	16,0	45,0	107,0			25	517,50 TL.	
SKP-C/120-M12/X60		M12	15,0	19,5	35,0	13,0	28,0	16,0	60,0	122,0			25	568,00 TL.	
SKP-C/120-M16/X40		M16	15,0	19,5	35,0	17,0	28,0	19,0	40,0	105,0			25	502,50 TL.	
SKP-C/120-M16/X50		M16	15,0	19,5	35,0	17,0	28,0	19,0	50,0	115,0			25	541,50 TL.	

Ürün Kodu Order Code	Kablo Kesiti Cable Section (mm ²)	Civata Deliği Bolt	Boyutlar Dimensions								Kutu Adedi Box Pcs.	Kutu Ağırlığı Box Weight	Birim Fiyatı Unit Price
			d1	d4	a	d2	b	C1	X	L			
SKP-C/150-M12/X25	150	M12	16,5	21,0	35,0	13,0	31,0	16,0	25,0	90,0	20	~2,3 kg.	508,50 TL.
SKP-C/150-M12/X40		M12	16,5	21,0	35,0	13,0	31,0	16,0	40,0	105,0	20		550,00 TL.
SKP-C/150-M12/X45		M12	16,5	21,0	35,0	13,0	31,0	16,0	45,0	110,0	20		562,50 TL.
SKP-C/150-M12/X50		M12	16,5	21,0	35,0	13,0	31,0	16,0	50,0	115,0	20	~2,8 kg.	571,50 TL.
SKP-C/150-M12/X60		M12	16,5	21,0	35,0	13,0	31,0	16,0	60,0	125,0	20		628,00 TL.
SKP-C/150-M16/X40		M16	16,5	21,0	35,0	17,0	31,0	19,0	40,0	108,0	20		550,00 TL.
SKP-C/150-M16/X50		M16	16,5	21,0	35,0	17,0	31,0	19,0	50,0	118,0	20		568,00 TL.
SKP-C/185-M12/X25		185	M12	19,0	24,0	40,0	13,0	35,0	16,0	25,0	96,0	12	~1,9 kg.
SKP-C/185-M12/X40	M12		19,0	24,0	40,0	13,0	35,0	16,0	40,0	111,0	12	~2,4 kg.	706,00 TL.
SKP-C/185-M12/X45	M12		19,0	24,0	40,0	13,0	35,0	16,0	45,0	116,0	12		742,00 TL.
SKP-C/185-M12/X50	M12		19,0	24,0	40,0	13,0	35,0	16,0	50,0	121,0	12		757,00 TL.
SKP-C/185-M12/X60	M12		19,0	24,0	40,0	13,0	35,0	16,0	60,0	131,0	12		822,50 TL.
SKP-C/185-M16/X40	M16		19,0	24,0	40,0	17,0	35,0	19,0	40,0	114,0	12		733,00 TL.
SKP-C/185-M16/X50	M16		19,0	24,0	40,0	17,0	35,0	19,0	50,0	124,0	12		792,50 TL.
SKP-C/240-M12/X25	240		M12	21,0	26,0	40,0	13,0	38,0	16,0	25,0	97,0	12	~2,1 kg.
SKP-C/240-M12/X40		M12	21,0	26,0	40,0	13,0	38,0	16,0	40,0	112,0	12		981,00 TL.
SKP-C/240-M12/X45		M12	21,0	26,0	40,0	13,0	38,0	16,0	45,0	117,0	12		997,50 TL.
SKP-C/240-M12/X50		M12	21,0	26,0	40,0	13,0	38,0	16,0	50,0	122,0	12		1.008,00 TL.
SKP-C/240-M12/X60		M12	21,0	26,0	40,0	13,0	38,0	16,0	60,0	132,0	12		1.019,00 TL.
SKP-C/240-M16/X40		M16	21,0	26,0	40,0	17,0	38,0	19,0	40,0	115,0	12		997,50 TL.
SKP-C/240-M16/X50		M16	21,0	26,0	40,0	17,0	38,0	19,0	50,0	125,0	12		1.008,00 TL.

TALEP EDİLMESİ DURUMUNDA 45 VE 90 DERECE ÜRETİMİZ BULUNMAKTADIR.
UPON REQUEST, IT IS AVAILABLE IN 45 & 95 DEGREES.



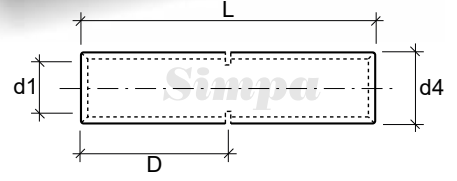
SKP-C ÖZELLİKLERİ / SPECIFICATIONS

HAMMADDE	EN 13600 BAKIR BORU
MATERIAL	ELECTROLYTIC COPPER CONFORMED TO EN 13600
KAPLAMA	KALAY
COATING	TIN PLATED
BAĞLANTI	SIKMA
JOINT	CLAMP COUPLING
BORU ET KALINLIĞI	ÇOK KALIN
THICKNESS	VERY THICK
KABLO GİRİŞİ	UZUN
CABLE ENTRY	LONG



SEM-A

STANDART TİP SIKMALI EK MUFLARI
STANDARD TYPE BUTT CONNECTORS



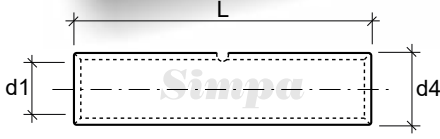
5846 sayılı yasa gereği fotoğrafların izinsiz yayınlanması ve kullanılması kesinlikle yasaktır.

Ürün Kodu Order Code	Kablo Kesiti Cable Section (mm ²)	Boyutlar Dimensions				Kutu Adedi Box Pcs.	Kutu Ağırlığı Box Weight	Koli Adedi Parcel Pcs.	Koli Ağırlığı Box Weight	Birim Fiyatı Unit Price
		d1	d4	L	D					
SEM-A/001,5	1,5	1,8	3,4	20,0	10,0	1.000	~1,1 kg.	8.000	~8,8 kg.	17,00 ₺.
SEM-A/002,5	2,5	2,4	4,0	20,0	10,0	1.000	~1,3 kg.	8.000	~10,4 kg.	17,00 ₺.
SEM-A/004	4	3,1	4,8	20,0	10,0	800	~1,4 kg.	6.400	~11,2 kg.	17,50 ₺.
SEM-A/006	6	4,0	5,5	25,0	12,5	800	~2,1 kg.	6.400	~16,8 kg.	18,00 ₺.
SEM-A/010	10	4,5	6,0	30,0	15,0	600	~2,1 kg.	4.800	~16,8 kg.	20,00 ₺.
SEM-A/016	16	5,5	7,5	35,0	17,5	300	~2,0 kg.	2.400	~16,0 kg.	28,00 ₺.
SEM-A/025	25	7,0	9,5	40,0	20,0	200	~2,4 kg.	1.600	~19,2 kg.	49,50 ₺.
SEM-A/035	35	8,5	11,0	45,0	22,5	150	~2,2 kg.	1.200	~17,6 kg.	66,00 ₺.
SEM-A/050	50	10,0	13,0	50,0	25,0	100	~2,4 kg.	1.000	~19,2 kg.	111,50 ₺.
SEM-A/070	70	11,5	14,5	55,0	27,5	80	~2,4 kg.	640	~19,2 kg.	152,00 ₺.
SEM-A/095	95	13,5	16,5	60,0	30,0	60	~2,3 kg.	480	~18,4 kg.	157,50 ₺.
SEM-A/120	120	14,5	18,0	65,0	32,5	40	~2,1 kg.	320	~16,8 kg.	215,50 ₺.
SEM-A/150	150	16,5	21,0	70,0	35,0	30	~2,6 kg.	240	~20,8 kg.	337,00 ₺.
SEM-A/185	185	18,5	23,0	75,0	37,5	20	~2,0 kg.	160	~16,0 kg.	400,00 ₺.
SEM-A/240	240	21,0	26,0	85,0	42,5	15	~2,1 kg.	120	~16,8 kg.	552,00 ₺.
SEM-A/300	300	23,5	28,5	100,0	50,0	10	~1,9 kg.	80	~15,2 kg.	607,00 ₺.
SEM-A/400	400	27,0	33,0	110,0	55,0	6	~1,5 kg.	48	~12,0 kg.	1.049,00 ₺.
SEM-A/500	500	30,0	38,0	120,0	60,0	4	~1,7 kg.	32	~13,6 kg.	1.684,00 ₺.
SEM-A/625	625	34,0	42,0	130,0	65,0	3	~1,7 kg.	24	~13,6 kg.	2.622,00 ₺.

SEM-A ÖZELLİKLERİ / SPECIFICATIONS

HAMMADDE	EN 13600 BAKIR BORU
MATERIAL	ELECTROLYTIC COPPER CONFORMED TO EN 13600
KAPLAMA	KALAY
COATING	TIN PLATED
BAĞLANTI	SIKMA / LEHİM
JOINT	CLAMP COUPLING
BORU ET KALINLIĞI	KALIN
THICKNESS	THICK





SEM-D

DIN 46267-1 TİP SIKMALI EK MUFLARI
DIN 46267-1 TYPE BUTT CONNECTORS

5846 sayılı yasa gereği fotoğrafların izinsiz yayınlanması ve kullanılması kesinlikle yasaktır.

Ürün Kodu Order Code	Kablo Kesiti Cable Section (mm ²)	Boyutlar Dimensions			Kutu Adedi Box Pcs.	Kutu Ağırlığı Box Weight	Koli Adedi Parcel Pcs.	Koli Ağırlığı Box Weight	Birim Fiyatı Unit Price
		d1	d4	L					
SEM-D/006	6	3,8	5,5	30,0	700	~2,4 kg.	4200	~14,4 kg.	20,50 TL.
SEM-D/010	10	4,5	6,0	30,0	600	~1,9 kg.	3600	~11,4 kg.	20,50 TL.
SEM-D/016	16	5,5	8,5	50,0	200	~2,9 kg.	1200	~17,4 kg.	57,00 TL.
SEM-D/025	25	7,0	10,0	50,0	150	~2,7 kg.	900	~16,2 kg.	71,00 TL.
SEM-D/035	35	8,2	12,5	50,0	100	~3,9 kg.	600	~23,4 kg.	125,00 TL.
SEM-D/050	50	10,0	14,5	56,0	80	~3,4 kg.	480	~20,4 kg.	183,00 TL.
SEM-D/070	70	11,5	16,5	56,0	50	~2,7 kg.	300	~16,2 kg.	213,00 TL.
SEM-D/095	95	13,5	19,0	70,0	35	~3,1 kg.	210	~18,6 kg.	323,00 TL.
SEM-D/120	120	15,5	21,0	70,0	25	~2,4 kg.	150	~14,4 kg.	359,00 TL.
SEM-D/150	150	17,0	23,5	80,0	20	~2,9 kg.	120	~17,4 kg.	535,50 TL.
SEM-D/185	185	19,0	25,5	85,0	12	~2,1 kg.	72	~12,6 kg.	601,50 TL.
SEM-D/240	240	21,5	29,0	90,0	10	~2,4 kg.	60	~14,4 kg.	861,50 TL.
SEM-D/300	300	24,5	32,0	100,0	8	~2,4 kg.	48	~14,4 kg.	1.154,50 TL.
SEM-D/400	400	27,5	38,5	150,0	4	~3,0 kg.	24	~18,0 kg.	2.751,00 TL.
SEM-D/500	500	31,0	42,0	160,0	3	~2,7 kg.	18	~16,1 kg.	3.275,00 TL.
SEM-D/625	625	34,5	44,0	160,0	3	~2,4 kg.	18	~14,2 kg.	3.618,00 TL.
SEM-D/800	800	40,0	52,0	200,0	1	~1,5 kg.	6		
SEM-D/1000	1000	44,0	58,0	200,0	1	~2,0 kg.	6		

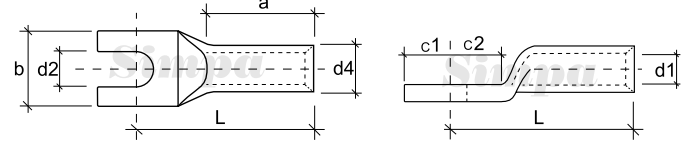
SEM-D ÖZELLİKLERİ / SPECIFICATIONS

HAMMADDE	EN 13600 BAKIR BORU
MATERIAL	ELECTROLYTIC COPPER CONFORMED TO EN 13600
KAPLAMA	KALAY
COATING	TIN PLATED
BAĞLANTI	SIKMA / LEHİM
JOINT	CLAMP COUPLING
DIN NORMU 46267-1'E UYGUNDUR	
CONFORMED TO DIN 46267-1	



SKP-F

ÇATAL TİP SIKMALI KABLO PABUCU FORK TYPE CABLE LUGS



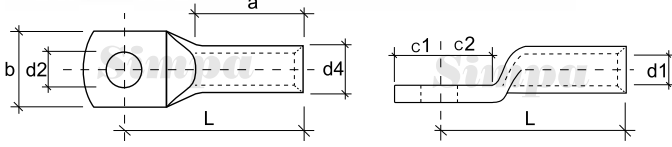
5846 sayılı yasa gereği fotoğrafların izinsiz yayınlanması ve kullanılması kesinlikle yasaktır.

Ürün Kodu Order Code	Kablo Kesiti Cable Section (mm ²)	Civata Deliği Bolt	Boyutlar Dimensions								Kutu Adedi Box Pcs.	Kutu Ağırlığı Box Weight	Koli Adedi Parcel Pcs.	Koli Ağırlığı Box Weight	Birim Fiyatı Unit Price
			d1	d4	a	d2	b	c1	c2	L					
SKP-F/006-M04	6	M4	4,0	5,5	9,5	4,3	9,0	6,5	6,5	19,0	1.000	~2,3 kg.	8.000	~18,4 kg.	26,00 TL.
SKP-F/006-M05		M5	4,0	5,5	9,5	5,3	9,0	6,5	6,5	19,0	1.000	~2,2 kg.	8.000	~18,4 kg.	26,00 TL.
SKP-F/006-M06		M6	4,0	6,0	6,0	6,4	10,5	7,0	7,0	21,0	700	~2,4 kg.	5.600	~19,2 kg.	34,00 TL.
SKP-F/006-M08		M8	4,0	6,0	6,0	8,4	13,0	8,0	8,0	22,5	600	~2,2 kg.	4.800	~17,6 kg.	38,50 TL.
SKP-F/010-M05	10	M5	4,5	7,0	10,0	5,3	12,0	6,5	7,5	22,0	500	~2,1 kg.	4.000	~16,8 kg.	38,50 TL.
SKP-F/010-M06		M6	4,5	7,0	10,0	6,4	12,0	6,5	7,5	22,0	500	~2,1 kg.	4.000	~16,8 kg.	38,50 TL.
SKP-F/010-M08		M8	4,5	7,5	10,0	8,4	15,0	10,0	10,0	25,0	400	~2,4 kg.	3.200	~19,2 kg.	46,00 TL.
SKP-F/016-M05	16	M5	5,5	8,5	13,0	5,4	12,0	5,5	6,5	26,0	400	~2,2 kg.	2.400	~13,2 kg.	62,00 TL.
SKP-F/016-M06		M6	5,5	8,5	13,0	6,4	12,0	6,2	7,5	27,0	400	~3,4 kg.	2.400	~20,4 kg.	62,00 TL.
SKP-F/016-M08		M8	5,5	8,5	13,0	8,4	15,0	8,5	9,5	29,0	300	~2,8 kg.	1.800	~16,8 kg.	62,00 TL.

SKP-F ÖZELLİKLERİ / SPECIFICATIONS

HAMMADDE	EN 13600 BAKIR BORU
MATERIAL	ELECTROLYTIC COPPER CONFORMED TO EN 13600
KAPLAMA	KALAY
COATING	TIN PLATED
BAĞLANTI	SIKMA
JOINT	CLAMP COUPLING
KABLO GİRİŞİ	NORMAL
CABLE ENTRY	STANDARD





AKP-D

ALÜMİNYUM KABLO PABUCU DIN 46329 DIN 46329 TYPE ALUMINIUM CABLE LUGS

5846 sayılı yasa gereği fotoğrafların izinsiz yayınlanması ve kullanılması kesinlikle yasaktır.

Ürün Kodu Order Code	Kablo Kesiti Cable Section (mm ²)	Civata Deliği Bolt	Boyutlar Dimensions										Kutu Adedi Box Pcs.	Kutu Ağırlığı Box Weight	Koli Adedi Parcel Pcs.	Koli Ağırlığı Box Weight	Birim Fiyatı Unit Price
			d1	d4	a	d2	b	c1	c2	L	L+c1						
AKP-D/010-M08/SD	10	M8	50	100	320	85	180	100	115	520	620	125	~1,3 kg.	1.250	~13,0 kg.	26,50 TL.	
AKP-D/016-M08/SD	16	M8	58	120	340	85	180	100	115	520	620	100	~1,3 kg.	1.000	~13,0 kg.	26,50 TL.	
AKP-D/016-M10		M10	58	120	340	105	180	100	115	520	620	100	~1,3 kg.	1.000	~13,0 kg.	26,50 TL.	
AKP-D/025-M08/SD	25	M8	68	120	400	85	180	100	115	600	700	80	~1,1 kg.	800	~11,0 kg.	32,50 TL.	
AKP-D/025-M10		M10	68	120	400	105	190	120	120	600	720	80	~1,1 kg.	800	~11,0 kg.	32,50 TL.	
AKP-D/025-M12		M12	68	120	400	130	210	130	130	600	730	80	~1,1 kg.	800	~11,0 kg.	32,50 TL.	
AKP-D/035-M08		M8	80	140	430	85	210	115	140	670	785	60	~1,3 kg.	600	~13,0 kg.	44,00 TL.	
AKP-D/035-M10/SD	35	M10	80	140	430	105	210	115	140	670	785	60	~1,3 kg.	600	~13,0 kg.	41,00 TL.	
AKP-D/035-M12		M12	80	140	430	130	210	115	140	670	785	60	~1,2 kg.	600	~12,0 kg.	41,00 TL.	
AKP-D/035-M14		M14	80	140	430	150	210	120	160	690	810	60	~1,3 kg.	600	~13,0 kg.	55,50 TL.	
AKP-D/050-M10/SD	50	M10	98	160	460	105	250	140	150	720	860	40	~1,1 kg.	400	~11,0 kg.	57,00 TL.	
AKP-D/050-M12		M12	98	160	460	130	250	140	150	720	860	40	~1,1 kg.	400	~11,0 kg.	57,00 TL.	
AKP-D/070-M10/SD	70	M10	112	185	540	105	280	150	175	860	1010	25	~1,4 kg.	250	~14,0 kg.	89,00 TL.	
AKP-D/070-M12		M12	112	185	540	130	280	150	175	860	1010	25	~1,1 kg.	250	~11,0 kg.	89,00 TL.	
AKP-D/095-M10		M10	132	220	590	105	320	155	175	900	1055	15	~1,0 kg.	150	~10,0 kg.	124,00 TL.	
AKP-D/095-M12/SD	95	M12	132	220	590	130	320	155	175	900	1055	15	~1,0 kg.	150	~10,0 kg.	124,00 TL.	
AKP-D/095-M16		M16	132	220	590	170	340	155	175	900	1055	15	~1,0 kg.	150	~10,0 kg.	124,00 TL.	
AKP-D/120-M12/SD	120	M12	147	230	590	130	320	160	175	910	1070	15	~1,0 kg.	150	~10,0 kg.	144,50 TL.	
AKP-D/120-M16		M16	147	230	590	170	340	160	175	910	1070	15	~1,3 kg.	150	~13,0 kg.	144,50 TL.	
AKP-D/150-M12/SD	150	M12	163	250	620	130	350	175	200	1030	1205	12	~1,1 kg.	120	~11,0 kg.	194,00 TL.	
AKP-D/150-M16		M16	163	250	620	170	350	175	200	1030	1205	12	~1,1 kg.	120	~11,0 kg.	194,00 TL.	
AKP-D/150-M20		M20	163	250	620	210	410	175	200	1030	1205	12	~1,1 kg.	120	~11,0 kg.	194,00 TL.	
AKP-D/185-M12		M12	183	285	630	130	400	190	200	1060	1250	8	~1,0 kg.	80	~10,0 kg.	268,50 TL.	
AKP-D/185-M16/SD	185	M16	183	285	630	170	400	190	200	1060	1250	8	~1,0 kg.	80	~10,0 kg.	268,50 TL.	
AKP-D/185-M20		M20	183	285	630	210	400	190	200	1060	1250	8	~1,1 kg.	80	~11,0 kg.	268,50 TL.	
AKP-D/240-M12		M12	210	320	720	130	450	230	240	1160	1390	8	~1,4 kg.	80	~14,0 kg.	323,00 TL.	
AKP-D/240-M16/SD	240	M16	210	320	720	170	450	230	240	1160	1390	8	~1,4 kg.	80	~14,0 kg.	323,00 TL.	
AKP-D/240-M20		M20	210	320	720	210	450	230	240	1160	1390	8	~1,4 kg.	80	~14,0 kg.	323,00 TL.	
AKP-D/300-M16/SD	300	M16	233	340	740	170	490	240	250	1240	1480	5	~1,0 kg.	50	~10,0 kg.	445,50 TL.	
AKP-D/300-M20		M20	233	340	740	210	490	240	250	1240	1480	5	~1,0 kg.	50	~10,0 kg.	445,50 TL.	
AKP-D/400-M16/SD	400	M16	260	385	1050	170	580	300	320	1660	1960	10	~3,3 kg.	20	~33,0 kg.	838,00 TL.	
AKP-D/400-M20		M20	260	385	1050	210	580	300	320	1660	1960	10	~3,3 kg.	20	~33,0 kg.	838,00 TL.	

AKP-D ÖZELLİKLERİ / SPECIFICATIONS

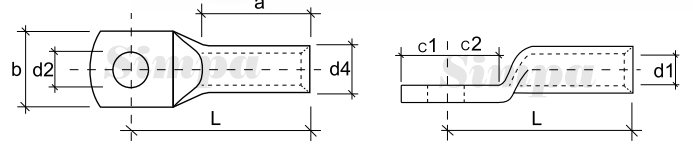
HAMMADDE	ELEKTROLİTİK ALÜMİNYUM
MATERIAL	ELECTROLYTIC ALUMINIUM
KAPLAMA	DOĞAL PARLAK
COATING	NATURAL BRIGHT
BAĞLANTI	SIKMA
JOINT	CLAMP COUPLING
DIN NORMU 46329 BORU ÖLÇÜLERİNE UYGUNDUR	
CONFORMED TO DIN 46329 TUBE DIMENSIONS	

BU TABLODA KOYU YAZI KARAKTERİ İLE BELİRTİLMİŞ OLAN KABLO PABUÇLARI STANDART ÜRETİMİMİZDİR.
THE CABLE LUGS, WHICH ARE INDICATED IN BOLD FONT, ARE STANDARD PRODUCTS OF **Simpa**



AKP-DY

ALÜMİNYUM KABLO PABUCU
OKSİT KORUMA YAĞLI DIN 46329
ALUMINIUM CABLE LUGS
WITH OXIDE PROTECTION OIL DIN 46329



5846 sayılı yasa gereği fotoğrafların izinsiz yayınlanması ve kullanılması kesinlikle yasaktır.

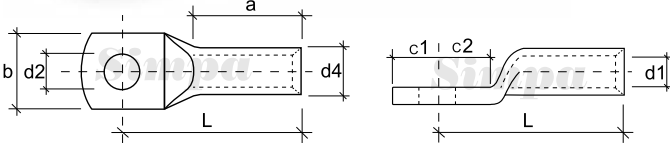
Ürün Kodu Order Code	Kablo Kesiti Cable Section (mm ²)	Cıvata Deliği Bolt	Boyutlar Dimensions										Kutu Adedi Box Pcs.	Kutu Ağırlığı Box Weight	Koli Adedi Parcel Pcs.	Koli Ağırlığı Box Weight	Birim Fiyatı Unit Price
			d1	d4	a	d2	b	c1	c2	L	L+c1						
AKP-DY/016-M08/SD	16	M8	58	120	340	85	180	100	115	520	620	100	~13 kg.	1.000	~130 kg.	34,00 TL.	
AKP-DY/016-M10		M10	58	120	340	105	180	100	115	520	620	100	~13 kg.	1.000	~130 kg.	34,00 TL.	
AKP-DY/025-M08/SD	25	M8	68	120	400	85	180	100	115	600	700	80	~11 kg.	800	~110 kg.	39,00 TL.	
AKP-DY/025-M10		M10	68	120	400	105	190	120	120	600	720	80	~11 kg.	800	~110 kg.	39,00 TL.	
AKP-DY/025-M12		M12	68	120	400	130	210	130	130	600	730	80	~11 kg.	800	~110 kg.	39,00 TL.	
AKP-DY/035-M08	35	M8	80	140	430	85	210	115	140	670	785	60	~13 kg.	600	~130 kg.	48,00 TL.	
AKP-DY/035-M10/SD		M10	80	140	430	105	210	115	140	670	785	60	~13 kg.	600	~130 kg.	48,00 TL.	
AKP-DY/035-M12		M12	80	140	430	130	210	115	140	670	785	60	~13 kg.	600	~130 kg.	48,00 TL.	
AKP-DY/050-M10/SD	50	M10	98	160	460	105	250	140	150	720	860	40	~14 kg.	400	~140 kg.	66,00 TL.	
AKP-DY/050-M12		M12	98	160	460	130	250	140	150	720	860	40	~14 kg.	400	~140 kg.	66,00 TL.	
AKP-DY/070-M10/SD	70	M10	112	185	540	105	280	150	175	860	1010	25	~14 kg.	250	~140 kg.	101,00 TL.	
AKP-DY/070-M12		M12	112	185	540	130	280	150	175	860	1010	25	~14 kg.	250	~140 kg.	101,00 TL.	
AKP-DY/095-M10	95	M10	132	220	590	105	320	155	175	900	1055	15	~10 kg.	150	~100 kg.	139,00 TL.	
AKP-DY/095-M12/SD		M12	132	220	590	130	320	155	175	900	1055	15	~10 kg.	150	~100 kg.	139,00 TL.	
AKP-DY/095-M16		M16	132	220	590	170	340	155	175	900	1055	15	~10 kg.	150	~100 kg.	139,00 TL.	
AKP-DY/120-M12/SD	120	M12	147	230	590	130	320	160	175	910	1070	15	~09 kg.	150	~90 kg.	159,50 TL.	
AKP-DY/120-M16		M16	147	230	590	170	340	160	175	910	1070	15	~09 kg.	150	~90 kg.	159,50 TL.	
AKP-DY/150-M12/SD	150	M12	163	250	620	130	350	175	200	1030	1205	12	~11 kg.	120	~110 kg.	213,00 TL.	
AKP-DY/150-M16		M16	163	250	620	170	350	175	200	1030	1205	12	~11 kg.	120	~110 kg.	213,00 TL.	
AKP-DY/150-M20		M20	163	250	620	210	410	175	200	1030	1205	12	~11 kg.	120	~110 kg.	213,00 TL.	
AKP-DY/185-M12	185	M12	183	285	630	130	400	190	200	1060	1250	8	~11 kg.	80	~110 kg.	291,00 TL.	
AKP-DY/185-M16/SD		M16	183	285	630	170	400	190	200	1060	1250	8	~11 kg.	80	~110 kg.	291,00 TL.	
AKP-DY/185-M20		M20	183	285	630	210	400	190	200	1060	1250	8	~11 kg.	80	~110 kg.	291,00 TL.	
AKP-DY/240-M12	240	M12	210	320	720	130	450	230	240	1160	1390	8	~14 kg.	80	~140 kg.	344,50 TL.	
AKP-DY/240-M16/SD		M16	210	320	720	170	450	230	240	1160	1390	8	~14 kg.	80	~140 kg.	344,50 TL.	
AKP-DY/240-M20		M20	210	320	720	210	450	230	240	1160	1390	8	~14 kg.	80	~140 kg.	344,50 TL.	
AKP-DY/300-M16/SD	300	M16	233	340	740	170	490	240	250	1240	1480	5	~12 kg.	50	~120 kg.	506,00 TL.	
AKP-DY/300-M20		M20	233	340	740	210	490	240	250	1240	1480	5	~12 kg.	50	~120 kg.	506,00 TL.	
AKP-DY/400-M16/SD	400	M16	260	385	1050	170	580	300	320	1660	1960	10	~33 kg.	20	~330 kg.	888,50 TL.	
AKP-DY/400-M20		M20	260	385	1050	210	580	300	320	1660	1960	10	~33 kg.	20	~330 kg.	888,50 TL.	

AKP-DY ÖZELLİKLERİ / SPECIFICATIONS

HAMMADDE	ELEKTROLİTİK ALÜMİNYUM
MATERIAL	ELECTROLYTIC ALUMINIUM
KAPLAMA	DOĞAL PARLAK
COATING	NATURAL BRIGHT
BAĞLANTI	SIKMA
JOINT	CLAMP COUPLING
DIN NORMU 46329 BORU ÖLÇÜLERİNE UYGUNDUR	
CONFORMED TO DIN 46329 TUBE DIMENSIONS	

BU TABLODA KOYU YAZI KARAKTERİ İLE BELİRTİLMİŞ OLAN KABLO PABUÇLARI STANDART ÜRETİMİMİZDİR.
THE CABLE LUGS, WHICH ARE INDICATED IN BOLD FONT, ARE STANDARD PRODUCTS OF **Simpa**





AKP-DK

ALÜMİNYUM KABLO PABUCU KALAY KAPLI OKSİT KORUMA YAĞLI DIN 46329

ALUMINIUM CABLE LUGS TIN PLATED WITH OXIDE PROTECTION OIL DIN 46329

5846 sayılı yasa gereği fotoğrafların izinsiz yayınlanması ve kullanılması kesinlikle yasaktır.

Ürün Kodu Order Code	Kablo Kesiti Cable Section (mm ²)	Civata Deliği Bolt	Boyutlar Dimensions										Kutu Adedi Box Pcs.	Kutu Ağırlığı Box Weight	Koli Adedi Parcel Pcs.	Koli Ağırlığı Box Weight	Birim Fiyatı Unit Price
			d1	d4	a	d2	b	c1	c2	L	L+c1						
AKP-DK/016-M08/SD	16	M8	5.8	120	340	8.5	180	100	11.5	520	620	100	~1,3 kg.	1.000	~13,0 kg.	☎	
AKP-DK/016-M10		M10	5.8	120	340	10.5	180	100	11.5	520	620	100	~1,3 kg.	1.000	~13,0 kg.	☎	
AKP-DK/025-M08/SD	25	M8	6.8	120	400	8.5	180	100	11.5	600	700	80	~1,1 kg.	800	~11,0 kg.	☎	
AKP-DK/025-M10		M10	6.8	120	400	10.5	190	120	12.0	600	720	80	~1,1 kg.	800	~11,0 kg.	☎	
AKP-DK/025-M12		M12	6.8	120	400	13.0	210	130	13.0	600	730	80	~1,1 kg.	800	~11,0 kg.	☎	
AKP-DK/035-M08	35	M8	8.0	140	430	8.5	210	115	14.0	670	785	60	~1,3 kg.	600	~13,0 kg.	☎	
AKP-DK/035-M10/SD		M10	8.0	140	430	10.5	210	115	14.0	670	785	60	~1,3 kg.	600	~13,0 kg.	☎	
AKP-DK/035-M12		M12	8.0	140	430	13.0	210	115	14.0	670	785	60	~1,3 kg.	600	~13,0 kg.	☎	
AKP-DK/050-M10/SD	50	M10	9.8	160	460	10.5	250	140	15.0	720	860	40	~1,4 kg.	400	~14,0 kg.	☎	
AKP-DK/050-M12		M12	9.8	160	460	13.0	250	140	15.0	720	860	40	~1,4 kg.	400	~14,0 kg.	☎	
AKP-DK/070-M10/SD	70	M10	11.2	185	540	10.5	280	150	17.5	860	1010	25	~1,4 kg.	250	~14,0 kg.	☎	
AKP-DK/070-M12		M12	11.2	185	540	13.0	280	150	17.5	860	1010	25	~1,4 kg.	250	~14,0 kg.	☎	
AKP-DK/095-M10	95	M10	13.2	220	590	10.5	320	155	17.5	900	1055	15	~1,0 kg.	150	~10,0 kg.	☎	
AKP-DK/095-M12/SD		M12	13.2	220	590	13.0	320	155	17.5	900	1055	15	~1,0 kg.	150	~10,0 kg.	☎	
AKP-DK/095-M16		M16	13.2	220	590	17.0	340	155	17.5	900	1055	15	~1,0 kg.	150	~10,0 kg.	☎	
AKP-DK/120-M12/SD	120	M12	14.7	230	590	13.0	320	160	17.5	910	1070	15	~0,9 kg.	150	~9,0 kg.	☎	
AKP-DK/120-M16		M16	14.7	230	590	17.0	340	160	17.5	910	1070	15	~0,9 kg.	150	~9,0 kg.	☎	
AKP-DK/150-M12/SD	150	M12	16.3	250	620	13.0	350	175	20.0	1030	1205	12	~1,1 kg.	120	~11,0 kg.	☎	
AKP-DK/150-M16		M16	16.3	250	620	17.0	350	175	20.0	1030	1205	12	~1,1 kg.	120	~11,0 kg.	☎	
AKP-DK/150-M20		M20	16.3	250	620	21.0	410	175	20.0	1030	1205	12	~1,1 kg.	120	~11,0 kg.	☎	
AKP-DK/185-M12		M12	18.3	285	630	13.0	400	190	20.0	1060	1250	8	~1,1 kg.	80	~11,0 kg.	☎	
AKP-DK/185-M16/SD	185	M16	18.3	285	630	17.0	400	190	20.0	1060	1250	8	~1,1 kg.	80	~11,0 kg.	☎	
AKP-DK/185-M20		M20	18.3	285	630	21.0	400	190	20.0	1060	1250	8	~1,1 kg.	80	~11,0 kg.	☎	
AKP-DK/240-M12		M12	21.0	320	720	13.0	450	230	24.0	1160	1390	8	~1,4 kg.	80	~14,0 kg.	☎	
AKP-DK/240-M16/SD	240	M16	21.0	320	720	17.0	450	230	24.0	1160	1390	8	~1,4 kg.	80	~14,0 kg.	☎	
AKP-DK/240-M20		M20	21.0	320	720	21.0	450	230	24.0	1160	1390	8	~1,4 kg.	80	~14,0 kg.	☎	
AKP-DK/300-M16/SD	300	M16	23.3	340	740	17.0	490	240	25.0	1240	1480	5	~1,2 kg.	50	~12,0 kg.	☎	
AKP-DK/300-M20		M20	23.3	340	740	21.0	490	240	25.0	1240	1480	5	~1,2 kg.	50	~12,0 kg.	☎	
AKP-DK/400-M16/SD	400	M16	26.0	385	1050	17.0	580	300	32.0	1660	1960	10	~3,3 kg.	20	~33,0 kg.	☎	
AKP-DK/400-M20		M20	26.0	385	1050	21.0	580	300	32.0	1660	1960	10	~3,3 kg.	20	~33,0 kg.	☎	

AKP-DK ÖZELLİKLERİ / SPECIFICATIONS

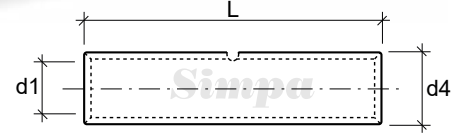
HAMMADDE	ELEKTROLİTİK ALÜMİNYUM
MATERIAL	ELECTROLYTIC ALUMINIUM
KAPLAMA	KALAY
COATING	TIN PLATED
BAĞLANTI	SIKMA
JOINT	CLAMP COUPLING
DIN NORMU 46329 BORU ÖLÇÜLERİNE UYGUNDUR	
CONFORMED TO DIN 46329 TUBE DIMENSIONS	

BU TABLODA KOYU YAZI KARAKTERİ İLE BELİRTİLMİŞ OLAN KABLO PABUÇLARI STANDART ÜRETİMİMİZDİR.
THE CABLE LUGS, WHICH ARE INDICATED IN BOLD FONT, ARE STANDARD PRODUCTS OF **Simpa**



AEM-D

ALÜMİNYUM SIKMALI EK MUFLARI DIN 46267-2 DIN 46267-2 TYPE ALUMINIUM BUTT CONNECTORS



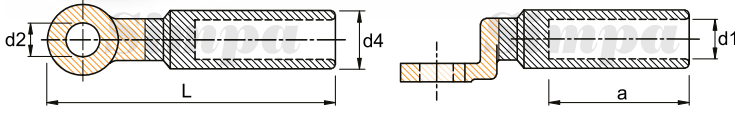
5846 sayılı yasa gereği fotoğrafların izinsiz yayınlanması ve kullanılması kesinlikle yasaktır.

Ürün Kodu Order Code	Kablo Kesiti Cable Section (mm ²)	Boyutlar Dimensions			Kutu Adedi Box Pcs.	Kutu Ağırlığı Box Weight	Koli Adedi Parcel Pcs.	Koli Ağırlığı Box Weight	Birim Fiyatı Unit Price
		d1	d4	L					
AEM-D/010	10	5,0	10,0	55,0	150	~1,5 kg.	1.500	~15,0 kg.	24,50 TL.
AEM-D/016	16	5,8	12,0	55,0	110	~1,5 kg.	1.100	~15,0 kg.	24,50 TL.
AEM-D/025	25	6,8	12,0	70,0	100	~1,5 kg.	1.000	~15,0 kg.	30,00 TL.
AEM-D/035	35	8,0	14,0	85,0	60	~1,4 kg.	600	~14,0 kg.	41,00 TL.
AEM-D/050	50	9,8	16,0	85,0	45	~1,3 kg.	450	~13,0 kg.	54,00 TL.
AEM-D/070	70	11,2	18,5	105,0	20	~1,0 kg.	200	~10,0 kg.	79,00 TL.
AEM-D/095	95	13,2	22,0	105,0	12	~0,9 kg.	120	~9,0 kg.	112,00 TL.
AEM-D/120	120	14,7	23,0	105,0	12	~0,9 kg.	120	~9,0 kg.	130,50 TL.
AEM-D/150	150	16,3	25,0	125,0	10	~1,0 kg.	100	~10,0 kg.	175,00 TL.
AEM-D/185	185	18,3	28,5	125,0	8	~1,1 kg.	80	~11,0 kg.	239,50 TL.
AEM-D/240	240	21,0	32,0	145,0	6	~1,1 kg.	60	~11,0 kg.	294,00 TL.
AEM-D/300	300	23,3	34,0	145,0	6	~1,2 kg.	60	~12,0 kg.	450,50 TL.
AEM-D/400	400	26,0	38,5	210,0	10	~3,5 kg.	20	~35,0 kg.	716,00 TL.

AEM-D ÖZELLİKLERİ / SPECIFICATIONS

HAMMADDE	ELEKTROLİTİK ALÜMİNYUM
MATERIAL	ELECTROLYTIC ALUMINIUM
KAPLAMA	DOĞAL PARLAK
COATING	NATURAL BRIGHT
BAĞLANTI	SIKMA
JOINT	CLAMP COUPLING
DIN NORMU	46267-2'YE UYGUNDUR
CONFORMED TO	DIN 46267-2 DIMENSIONS





BKP-D

BİMETAL KABLO PABUÇLARI (AL-CU) BIMETALLIC CABLE LUGS (AL-CU)

5846 sayılı yasa gereği fotoğrafların izinsiz yayınlanması ve kullanılması kesinlikle yasaktır.

Ürün Kodu Order Code	Kablo Kesiti Cable Section (mm ²)	Civata Deliği Bolt	Boyutlar Dimensions					Kutu Adedi Box Pcs.	Kutu Ağırlığı Box Weight	Koli Adedi Parcel Pcs.	Koli Ağırlığı Box Weight	Birim Fiyatı Unit Price
			d1	d4	a	d2	L					
BKP-D/016-M08	16	M08	6,0	16,0	42,0	8,5	90,0	40	~2,1 kg.	400	~21,0 kg.	217,50 TL.
BKP-D/016-M10		M10	6,0	16,0	42,0	10,5	90,0	40	~2,1 kg.	400	~21,0 kg.	217,50 TL.
BKP-D/016-M12/SD		M12	6,0	16,0	42,0	13,0	90,0	40	~2,1 kg.	400	~21,0 kg.	201,00 TL.
BKP-D/025-M08	25	M08	7,0	16,0	42,0	8,5	90,0	40	~2,0 kg.	400	~20,0 kg.	217,50 TL.
BKP-D/025-M10		M10	7,0	16,0	42,0	10,5	90,0	40	~2,0 kg.	400	~20,0 kg.	217,50 TL.
BKP-D/025-M12/SD		M12	7,0	16,0	42,0	13,0	90,0	40	~2,0 kg.	400	~20,0 kg.	201,00 TL.
BKP-D/035-M08	35	M08	8,5	16,0	42,0	8,5	90,0	40	~2,0 kg.	400	~20,0 kg.	225,00 TL.
BKP-D/035-M10		M10	8,5	16,0	42,0	10,5	90,0	40	~2,0 kg.	400	~20,0 kg.	225,00 TL.
BKP-D/035-M12/SD		M12	8,5	16,0	42,0	13,0	90,0	40	~2,0 kg.	400	~20,0 kg.	208,00 TL.
BKP-D/050-M08	50	M08	9,6	20,0	43,0	8,5	90,0	30	~2,0 kg.	300	~20,0 kg.	282,00 TL.
BKP-D/050-M10		M10	9,6	20,0	43,0	10,5	90,0	30	~2,0 kg.	300	~20,0 kg.	282,00 TL.
BKP-D/050-M12/SD		M12	9,6	20,0	43,0	13,0	90,0	30	~2,0 kg.	300	~20,0 kg.	257,00 TL.
BKP-D/070-M08	70	M08	11,5	20,0	43,0	8,5	90,0	30	~2,0 kg.	300	~20,0 kg.	282,00 TL.
BKP-D/070-M10		M10	11,5	20,0	43,0	10,5	90,0	30	~2,0 kg.	300	~20,0 kg.	282,00 TL.
BKP-D/070-M12/SD		M12	11,5	20,0	43,0	13,0	90,0	30	~2,0 kg.	300	~20,0 kg.	257,00 TL.
BKP-D/095-M08	95	M08	13,5	20,0	43,0	8,5	90,0	30	~1,8 kg.	300	~18,0 kg.	305,00 TL.
BKP-D/095-M10		M10	13,5	20,0	43,0	10,5	90,0	30	~1,8 kg.	300	~18,0 kg.	305,00 TL.
BKP-D/095-M12/SD		M12	13,5	20,0	43,0	13,0	90,0	30	~1,8 kg.	300	~18,0 kg.	275,00 TL.
BKP-D/120-M08	120	M08	15,0	25,0	60,0	8,5	115,0	15	~1,9 kg.	150	~19,0 kg.	476,00 TL.
BKP-D/120-M10		M10	15,0	25,0	60,0	10,5	115,0	15	~1,9 kg.	150	~19,0 kg.	476,00 TL.
BKP-D/120-M12/SD		M12	15,0	25,0	60,0	13,0	115,0	15	~1,9 kg.	150	~19,0 kg.	434,00 TL.
BKP-D/150-M08	150	M08	16,6	25,0	60,0	8,5	115,0	15	~1,8 kg.	150	~18,0 kg.	476,00 TL.
BKP-D/150-M10		M10	16,6	25,0	60,0	10,5	115,0	15	~1,8 kg.	150	~18,0 kg.	476,00 TL.
BKP-D/150-M12/SD		M12	16,6	25,0	60,0	13,0	115,0	15	~1,8 kg.	150	~18,0 kg.	437,00 TL.
BKP-D/185-M08	185	M08	18,5	32,0	60,0	8,5	122,0	8	~1,8 kg.	80	~18,0 kg.	774,00 TL.
BKP-D/185-M10		M10	18,5	32,0	60,0	10,5	122,0	8	~1,8 kg.	80	~18,0 kg.	774,00 TL.
BKP-D/185-M12/SD		M12	18,5	32,0	60,0	13,0	122,0	8	~1,8 kg.	80	~18,0 kg.	707,00 TL.
BKP-D/240-M08	240	M08	21,0	32,0	60,0	8,5	122,0	8	~1,7 kg.	80	~17,0 kg.	774,00 TL.
BKP-D/240-M10		M10	21,0	32,0	60,0	10,5	122,0	8	~1,7 kg.	80	~17,0 kg.	774,00 TL.
BKP-D/240-M12/SD		M12	21,0	32,0	60,0	13,0	122,0	8	~1,7 kg.	80	~17,0 kg.	707,00 TL.
BKP-D/300-M08	300	M08	23,0	34,0	62,0	8,5	125,0	8	~1,8 kg.	80	~18,0 kg.	1.278,00 TL.
BKP-D/300-M10		M10	23,0	34,0	62,0	10,5	125,0	8	~1,8 kg.	80	~18,0 kg.	1.278,00 TL.
BKP-D/300-M12/SD		M12	23,0	34,0	62,0	13,0	125,0	8	~1,8 kg.	80	~18,0 kg.	1.218,00 TL.
BKP-D/400-M12/SD	400	M12	26,0	38,0	70,0	13,0	159,0	5	~1,9 kg.	50	~19,0 kg.	1.278,00 TL.
BKP-D/500-M18/SD	500	M18	29,0	47,0	75,0	19,0	167,0	3	~1,8 kg.	30	~18,0 kg.	3.059,00 TL.
BKP-D/625-M20/SD	625	M20	34,0	54,0	80,0	21,0	200,0	8	~6,8 kg.	16	~13,8 kg.	4.075,00 TL.

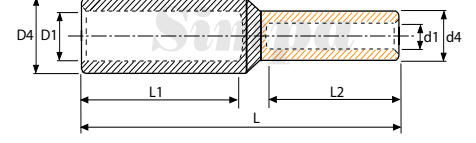

BKP-D ÖZELLİKLERİ / SPECIFICATIONS

HAMMADDE	ELEKTROLİTİK BAKIR / ALÜMİNYUM
MATERIAL	ELECTROLYTIC COPPER / ALUMINIUM
KAPLAMA	DOĞAL PARLAK
COATING	NATURAL BRIGHT
BAĞLANTI	SIKMA
JOINT	CLAMP COUPLING
DIN NORMU 48201 ALÜMİNYUM KABLOYA UYGUNDUR	
COMPLY WITH DIN 48201 ALUMINIUM CABLE	
DIN NORMU 46329 BORU ÖLÇÜLERİNE UYGUNDUR	
CONFORMED TO DIN 46329 TUBE DIMENSIONS	



BEM-D

BİMETAL EK MUFLARI (AL-CU) BIMETALLIC BUTT CONNECTORS (AL-CU)



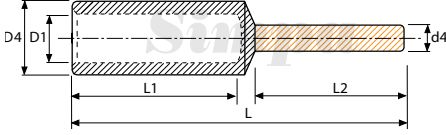

5846 sayılı yasa gereği fotoğrafların izinsiz yayınlanması ve kullanılması kesinlikle yasaktır.

Ürün Kodu Order Code	Kablo Kesiti Cable Section (mm ²)	Boyutlar Dimensions							Kutu Adedi Box Pcs.	Kutu Ağırlığı Box Weight	Koli Adedi Parcel Pcs.	Koli Ağırlığı Box Weight	Birim Fiyatı Unit Price
		D1	D4	d1	d4	L1	L2	L					
BEM-D/010-006	10/6	5,5	10,0	5,0	9,0	32,0	25,0	70,0	140	~2,6 kg.	1.400	~26,0 kg.	128,50 TL.
BEM-D/016-010	16/10	5,5	10,0	5,5	9,0	35,0	28,0	75,0	140	~2,5 kg.	1.400	~25,0 kg.	128,50 TL.
BEM-D/025-010	25/10	7,0	12,0	5,5	9,0	37,0	28,0	78,0	100	~2,2 kg.	1.000	~22,0 kg.	141,00 TL.
BEM-D/025-016	25/16	7,0	12,0	6,0	10,0	37,0	30,0	80,0	100	~2,6 kg.	1.000	~26,0 kg.	141,00 TL.
BEM-D/025-025	25/25	7,0	12,0	7,0	11,0	37,0	28,0	82,0	100	~3,0 kg.	1.000	~30,0 kg.	148,00 TL.
BEM-D/035-016	35/16	8,5	14,0	6,0	10,0	44,0	30,0	88,0	70	~2,2 kg.	700	~22,0 kg.	175,00 TL.
BEM-D/035-025	35/25	8,5	14,0	7,0	11,0	44,0	32,0	90,0	70	~2,3 kg.	700	~23,0 kg.	175,00 TL.
BEM-D/035-035	35/35	8,5	14,0	8,5	12,0	44,0	32,0	90,0	60	~2,4 kg.	600	~24,0 kg.	183,00 TL.
BEM-D/050-025	50/25	9,5	16,0	7,0	11,0	45,0	32,0	90,0	50	~2,5 kg.	700	~25,0 kg.	190,00 TL.
BEM-D/050-035	50/35	9,5	16,0	8,5	12,0	45,0	34,0	95,0	50	~2,6 kg.	500	~26,0 kg.	196,50 TL.
BEM-D/050-050	50/50	9,5	16,0	9,5	14,0	45,0	35,0	95,0	40	~2,8 kg.	400	~28,0 kg.	236,00 TL.
BEM-D/070-035	70/35	12,0	18,0	8,5	12,0	46,0	34,0	100,0	35	~2,0 kg.	350	~20,0 kg.	259,00 TL.
BEM-D/070-050	70/50	12,0	18,0	9,5	14,0	46,0	35,0	100,0	35	~2,1 kg.	350	~21,0 kg.	245,00 TL.
BEM-D/095-035	95/35	13,0	21,0	8,5	12,0	51,0	34,0	100,0	25	~1,3 kg.	250	~13,0 kg.	328,00 TL.
BEM-D/095-050	95/50	13,0	21,0	9,5	14,0	51,0	35,0	105,0	20	~1,3 kg.	200	~13,0 kg.	323,50 TL.
BEM-D/095-070	95/70	13,0	21,0	12,0	16,0	51,0	41,0	110,0	20	~1,4 kg.	200	~14,0 kg.	321,00 TL.
BEM-D/120-095	120/95	15,0	23,0	13,0	18,0	52,0	43,0	112,0	15	~1,5 kg.	150	~15,0 kg.	439,00 TL.
BEM-D/150-070	150/70	16,0	25,0	12,0	16,0	54,0	41,0	113,0	12	~1,5 kg.	120	~15,0 kg.	536,00 TL.
BEM-D/150-095	150/95	16,0	25,0	13,0	18,0	54,0	43,0	117,0	12	~1,5 kg.	120	~15,0 kg.	536,00 TL.
BEM-D/150-120	150/120	16,0	25,0	15,0	20,0	54,0	44,0	118,0	12	~2,0 kg.	120	~20,0 kg.	536,00 TL.
BEM-D/185-120	185/120	18,0	27,0	15,0	20,0	58,0	44,0	122,0	12	~1,8 kg.	120	~18,0 kg.	707,00 TL.
BEM-D/185-150	185/150	18,0	27,0	16,0	22,0	58,0	47,0	125,0	12	~1,9 kg.	120	~19,0 kg.	707,00 TL.
BEM-D/240-150	240/150	20,0	30,0	16,0	22,0	60,0	47,0	125,0	8	~1,7 kg.	80	~17,0 kg.	755,50 TL.
BEM-D/240-185	240/185	20,0	30,0	18,0	25,0	60,0	48,0	130,0	8	~1,8 kg.	80	~18,0 kg.	779,00 TL.
BEM-D/300-185	300/185	23,0	34,0	18,0	25,0	65,0	48,0	133,0	6	~1,7 kg.	60	~17,0 kg.	1.338,00 TL.
BEM-D/300-240	300/240	23,0	34,0	20,0	27,0	65,0	55,0	140,0	6	~2,3 kg.	60	~23,0 kg.	1.338,00 TL.
BEM-D/400-240	400/240	26,0	38,0	20,0	27,0	70,0	55,0	145,0	6	~1,8 kg.	60	~18,0 kg.	1.740,00 TL.
BEM-D/400-300	400/300	26,0	38,0	24,0	30,0	70,0	60,0	150,0	6	~1,9 kg.	60	~19,0 kg.	1.643,50 TL.
BEM-D/500-400	500/400	29,0	42,0	26,0	34,0	75,0	65,0	160,0	4	~1,8 kg.	40	~18,0 kg.	2.555,50 TL.
BEM-D/625-500	625/500	34,0	54,0	30,0	38,0	80,0	70,0	170,0	1	~0,7 kg.	10	~7,0 kg.	3.650,00 TL.

BEM-D ÖZELLİKLERİ / SPECIFICATIONS

HAMMADDE	ELEKTROLİTİK BAKIR / ALÜMİNYUM
MATERIAL	ELECTROLYTIC COPPER / ALUMINIUM
KAPLAMA	DOĞAL PARLAK
COATING	NATURAL BRIGHT
BAĞLANTI	SIKMA
JOINT	CLAMP COUPLING





BPK-D

BİMETAL PİN KONNEKTÖR (AL-CU)

BIMETALLIC PIN TYPE CONNECTORS (AL-CU)

5846 sayılı yasa gereği fotoğrafların izinsiz yayınlanması ve kullanılması kesinlikle yasaktır.

Ürün Kodu Order Code	Kablo Kesiti Cable Section (mm ²)	Boyutlar Dimensions					Kutu Adedi Box Pcs.	Kutu Ağırlığı Box Weight	Koli Adedi Parcel Pcs.	Koli Ağırlığı Box Weight	Birim Fiyatı Unit Price
		D1	D4	L1	L2	d4					
BPK-D/010	10	5,5	16,0	42,0	25,0	7,0	60	~2,1 kg.	600	~21,0 kg.	191,00 TL.
BPK-D/016	16	6,0	16,0	42,0	25,0	7,0	60	~2,2 kg.	600	~22,0 kg.	219,50 TL.
BPK-D/025	25	7,0	16,0	42,0	25,0	7,0	60	~2,2 kg.	600	~22,0 kg.	219,50 TL.
BPK-D/035	35	8,5	16,0	42,0	25,0	7,0	60	~2,3 kg.	600	~23,0 kg.	219,50 TL.
BPK-D/050	50	9,6	20,0	50,0	35,0	12,0	30	~2,4 kg.	300	~24,0 kg.	236,00 TL.
BPK-D/070	70	11,5	20,0	50,0	35,0	12,0	30	~2,4 kg.	300	~24,0 kg.	250,00 TL.
BPK-D/095	95	13,5	20,0	50,0	35,0	12,0	30	~2,5 kg.	300	~25,0 kg.	293,50 TL.
BPK-D/120	120	15,0	25,0	60,0	38,0	14,0	15	~2,0 kg.	150	~20,0 kg.	439,00 TL.
BPK-D/150	150	16,6	25,0	60,0	38,0	14,0	15	~2,0 kg.	150	~20,0 kg.	453,00 TL.

BPK-D ÖZELLİKLERİ / SPECIFICATIONS


HAMMADDE	ELEKTROLİTİK BAKIR / ALÜMİNYUM
MATERIAL	ELECTROLYTIC COPPER / ALUMINIUM
KAPLAMA	DOĞAL PARLAK
COATING	NATURAL BRIGHT
BAĞLANTI	SIKMA
JOINT	CLAMP COUPLING



1-TBE

MONOFAZE / L1 ERKEK İZOLELİ BARALAR

1 PHASE / L1 INSULATED COMB BUSBARS PIN TYPE




5846 sayılı yasa gereği fotoğrafların izinsiz yayınlanması ve kullanılması kesinlikle yasaktır.

Ürün Kodu Order Code	Modül Module	Bakır Kalınlığı Copper Thickness	Maksimum Akım Değeri Maximum Current Value	Çalışma Gerilimi Operating Voltage	Kutu Adedi Box Pcs.	Kutu Ağırlığı Box Weight	Koli Adedi Parcel Pcs.	Koli Ağırlığı Box Weight	Birim Fiyatı Unit Price
1TBE-30/1,0	30 OTOMAT İÇİN - 30 Modules	1,0 mm.	80 A	230-400 V	30	~3,0 kg.	150	~15,0 kg.	352,50 TL.
1TBE-MT/1,0	56 OTOMAT İÇİN - 56 Modules	1,0 mm.	80 A	230-400 V	30	~5,9 kg.	90	~17,7 kg.	658,00 TL.
1TBE-12/1,5	12 OTOMAT İÇİN - 12 Modules	1,5 mm.	100 A	230-400 V	60	~3,0 kg.	300	~15,0 kg.	205,80 TL.
1TBE-18/1,5	18 OTOMAT İÇİN - 18 Modules	1,5 mm.	100 A	230-400 V	30	~2,3 kg.	150	~11,5 kg.	308,70 TL.
1TBE-24/1,5	24 OTOMAT İÇİN - 24 Modules	1,5 mm.	100 A	230-400 V	30	~3,1 kg.	150	~15,5 kg.	411,60 TL.
1TBE-30/1,5	30 OTOMAT İÇİN - 30 Modules	1,5 mm.	100 A	230-400 V	30	~3,7 kg.	150	~18,5 kg.	514,50 TL.
1TBE-MT/1,5	56 OTOMAT İÇİN - 56 Modules	1,5 mm.	100 A	230-400 V	30	~7,1 kg.	90	~21,3 kg.	960,40 TL.

2-TBE

İKİ FAZLI / L1+L2(N) ERKEK İZOLELİ BARALAR


2 PHASE / L1+L2(N) INSULATED COMB BUSBARS PIN TYPE



5846 sayılı yasa gereği fotoğrafların izinsiz yayınlanması ve kullanılması kesinlikle yasaktır.

Ürün Kodu Order Code	Modül Module	Bakır Kalınlığı Copper Thickness	Maksimum Akım Değeri Maximum Current Value	Çalışma Gerilimi Operating Voltage	Kutu Adedi Box Pcs.	Kutu Ağırlığı Box Weight	Koli Adedi Parcel Pcs.	Koli Ağırlığı Box Weight	Birim Fiyatı Unit Price
2TBE-06/1,0	6 GRUP İÇİN - 6 Modules	1,0 mm.	80 A	230-400 V	24	~2,2 kg.	120	~11,0 kg.	377,40 TL.
2TBE-09/1,0	9 GRUP İÇİN - 9 Modules	1,0 mm.	80 A	230-400 V	12	~1,7 kg.	60	~8,5 kg.	566,10 TL.
2TBE-12/1,0	12 GRUP İÇİN - 12 Modules	1,0 mm.	80 A	230-400 V	12	~2,2 kg.	60	~11,0 kg.	754,80 TL.
2TBE-15/1,0	15 GRUP İÇİN - 15 Modules	1,0 mm.	80 A	230-400 V	12	~2,7 kg.	60	~13,5 kg.	943,50 TL.
2TBE-MT/1,0	28 GRUP İÇİN - 28 Modules	1,0 mm.	80 A	230-400 V	10	~4,3 kg.	30	~12,9 kg.	1.761,20 TL.
2TBE-06/1,5	6 GRUP İÇİN - 6 Modules	1,5 mm.	100 A	230-400 V	24	~1,4 kg.	120	~7,0 kg.	525,90 TL.
2TBE-09/1,5	9 GRUP İÇİN - 9 Modules	1,5 mm.	100 A	230-400 V	12	~2,1 kg.	60	~10,5 kg.	788,85 TL.
2TBE-12/1,5	12 GRUP İÇİN - 12 Modules	1,5 mm.	100 A	230-400 V	12	~2,7 kg.	60	~13,5 kg.	1.051,80 TL.
2TBE-15/1,5	15 GRUP İÇİN - 15 Modules	1,5 mm.	100 A	230-400 V	12	~3,4 kg.	60	~17,0 kg.	1.314,75 TL.
2TBE-MT/1,5	28 GRUP İÇİN - 28 Modules	1,5 mm.	100 A	230-400 V	10	~5,5 kg.	30	~16,5 kg.	2.454,20 TL.






3-TBE

TRİFAZE L1+L2+L3 ERKEK İZOLELİ BARALAR
3 PHASE L1+L2+L3 INSULATED COMB BUSBARS PIN TYPE

5846 sayılı yasa gereği fotoğrafların izinsiz yayınlanması ve kullanılması kesinlikle yasaktır.

Ürün Kodu Order Code	Modül Module	Bakır Kalınlığı Copper Thickness	Maksimum Akım Değeri Maximum Current Value	Çalışma Gerilimi Operating Voltage	Kutu Adedi Box Pcs.	Kutu Ağırlığı Box Weight	Koli Adedi Parcel Pcs.	Koli Ağırlığı Box Weight	Birim Fiyatı Unit Price
3TBE-10/0,8	10 GRUP İÇİN - 10 Modules	0,8 mm.	63 A	230-400 V	24	~2,2 kg.	120	~11,0 kg.	907,50 ₺.
3TBE-MT/0,8	19 GRUP İÇİN - 19 Modules	0,8 mm.	63 A	230-400 V	10	~1,8 kg.	60	~9,0 kg.	1.724,25 ₺.
3TBE-04/1,0	4 GRUP İÇİN - 4 Modules	1,0 mm.	80 A	230-400 V	24	~2,5 kg.	120	~12,5 kg.	470,00 ₺.
3TBE-06/1,0	6 GRUP İÇİN - 6 Modules	1,0 mm.	80 A	230-400 V	12	~2,0 kg.	60	~10,0 kg.	705,00 ₺.
3TBE-08/1,0	8 GRUP İÇİN - 8 Modules	1,0 mm.	80 A	230-400 V	12	~2,6 kg.	60	~13,0 kg.	940,00 ₺.
3TBE-10/1,0	10 GRUP İÇİN - 10 Modules	1,0 mm.	80 A	230-400 V	12	~3,2 kg.	60	~16,0 kg.	1.175,00 ₺.
3TBE-MT/1,0	19 GRUP İÇİN - 19 Modules	1,0 mm.	80 A	230-400 V	10	~5,3 kg.	30	~15,9 kg.	2.232,50 ₺.
3TBE-04/1,5	4 GRUP İÇİN - 4 Modules	1,5 mm.	100 A	230-400 V	24	~3,2 kg.	120	~16,0 kg.	670,00 ₺.
3TBE-06/1,5	6 GRUP İÇİN - 6 Modules	1,5 mm.	100 A	230-400 V	12	~2,6 kg.	60	~13,0 kg.	1.005,00 ₺.
3TBE-08/1,5	8 GRUP İÇİN - 8 Modules	1,5 mm.	100 A	230-400 V	12	~3,3 kg.	60	~16,5 kg.	1.340,00 ₺.
3TBE-10/1,5	10 GRUP İÇİN - 10 Modules	1,5 mm.	100 A	230-400 V	12	~4,2 kg.	60	~21,0 kg.	1.675,00 ₺.
3TBE-MT/1,5	19 GRUP İÇİN - 19 Modules	1,5 mm.	100 A	230-400 V	10	~6,8 kg.	30	~20,4 kg.	3.182,50 ₺.



3x2-TBE


3x2 / 6 FAZLI L1+N+L2+N+L3+N ERKEK İZOLELİ BARA
3x2 / 6 PHASE L1+N+L2+N+L3+N INSULATED COMB BUSBAR PIN TYPE

5846 sayılı yasa gereği fotoğrafların izinsiz yayınlanması ve kullanılması kesinlikle yasaktır.

Ürün Kodu Order Code	Modül Module	Bakır Kalınlığı Copper Thickness	Maksimum Akım Değeri Maximum Current Value	Çalışma Gerilimi Operating Voltage	Kutu Adedi Box Pcs.	Kutu Ağırlığı Box Weight	Koli Adedi Parcel Pcs.	Koli Ağırlığı Box Weight	Birim Fiyatı Unit Price
3X(2TBE)-MT/1,5	9 GRUP İÇİN - 9 Modules	1,5 mm.	100 A	230-400 V	8	~6,5 kg.	24	~19,5 kg.	4.622,50 ₺.

4-TBE

DÖRT FAZLI / L1+L2+L3+N ERKEK İZOLELİ BARALAR
FOUR PHASE L1+L2+L3+N INSULATED
COMB BUSBARS PIN TYPE



5846 sayılı yasa gereği fotoğrafların izinsiz yayınlanması ve kullanılması kesinlikle yasaktır.

Ürün Kodu Order Code	Modül Module	Bakır Kalınlığı Copper Thickness	Maksimum Akım Değeri Maximum Current Value	Çalışma Gerilimi Operating Voltage	Kutu Adedi Box Pcs.	Kutu Ağırlığı Box Weight	Koli Adedi Parcel Pcs.	Koli Ağırlığı Box Weight	Birim Fiyatı Unit Price
4TBE-04/1,5	4 GRUP İÇİN - 4 Modules	1,5 mm.	100 A	230-400 V	8	~2,0 kg.	40	~10,0 kg.	1.450,00 TL.
4TBE-05/1,5	5 GRUP İÇİN - 5 Modules	1,5 mm.	100 A	230-400 V	8	~2,8 kg.	40	~14,0 kg.	1.812,50 TL.
4TBE-06/1,5	6 GRUP İÇİN - 6 Modules	1,5 mm.	100 A	230-400 V	8	~3,0 kg.	40	~15,0 kg.	2.175,00 TL.
4TBE-07/1,5	7 GRUP İÇİN - 7 Modules	1,5 mm.	100 A	230-400 V	8	~3,5 kg.	40	~17,5 kg.	2.537,50 TL.
4TBE-08/1,5	8 GRUP İÇİN - 8 Modules	1,5 mm.	100 A	230-400 V	8	~3,9 kg.	40	~19,5 kg.	2.900,00 TL.
4TBE-MT/1,5	14 GRUP İÇİN - 14 Modules	1,5 mm.	100 A	230-400 V	8	~6,8 kg.	24	~20,4 kg.	5.075,00 TL.

BARA TAPALARI

PROTECTIVE BUSBAR CAPS



5846 sayılı yasa gereği fotoğrafların izinsiz yayınlanması ve kullanılması kesinlikle yasaktır.

Ürün Kodu Order Code	Paket Adedi Box Pcs.	Paket Ağırlığı Box Weight	Birim Fiyatı Unit Price
MONOFAZE BARA TAPASI MONOPHASE PROTECTIVE BUSBAR CAPS	150	~0,1 kg.	486,00 TL.
İKİ ve ÜÇ FAZ BARA TAPASI 2 & 3 PHASE PROTECTIVE BUSBAR CAPS	125	~0,1 kg.	550,00 TL.
TRİFAZE + NÖTR BARA TAPASI 3+N PHASE PROTECTIVE BUSBAR CAPS	75	~0,1 kg.	465,00 TL.
(3x2) 6 KUTUPLU BARA TAPASI (3x2) 6 PHASE PROTECTIVE BUSBAR CAPS	50	~0,1 kg.	283,75 TL.






BARA BESLEME KLEMENSLERİ

BUSBAR FEED-IN TERMINALS

5846 sayılı yasa gereği fotoğrafların izinsiz yayınlanması ve kullanılması kesinlikle yasaktır.

Ürün Kodu Order Code	Açıklama Description	Kablo Kesiti Cable Section (mm ²)	Civata Deliği Bolt	Kutu Adedi Box Pcs.	Kutu Ağırlığı Box Weight	Birim Fiyatı Unit Price
1TBK/025	25mm ² Tarak Bara Klemensi	25	M08	20	~0,21 kg.	78,50 TL.
1TBK/050	50mm ² Tarak Bara Klemensi	50	M10	10	~0,22 kg.	199,25 TL.



KUB

(NÖTR) BAKIR TOPRAKLAMA BARALARI
EARTHING BARS

5846 sayılı yasa gereği fotoğrafların izinsiz yayınlanması ve kullanılması kesinlikle yasaktır.

Ürün Kodu Order Code	Dağıtım Adedi Distribution	Bakır Kalınlığı Copper Thickness	Kutu Adedi Box Pcs.	Kutu Ağırlığı Box Weight	Koli Adedi Parcel Pcs.	Koli Ağırlığı Box Weight	Birim Fiyatı Unit Price
KUB-1,5/31	31 VİDA	1,5x15,0	10	~3,3 kg.	40	~13,2 kg.	859,30 TL.
KUB-1,5/61	61 VİDA	1,5x15,0	10	~4,6 kg.	40	~18,4 kg.	1.030,90 TL.
KUB-2,0/31	31 VİDA	2,0x15,0	10	~3,9 kg.	40	~15,6 kg.	1.082,93 TL.
KUB-2,0/61	61 VİDA	2,0x15,0	10	~5,2 kg.	40	~20,8 kg.	1.254,53 TL.
KUB-3,0/31	31 VİDA	3,0x15,0	10	~5,0 kg.	40	~20,0 kg.	1.529,39 TL.
KUB-3,0/61	61 VİDA	3,0x15,0	10	~6,3 kg.	40	~25,2 kg.	1.700,99 TL.



3-TBD

TRİFAZE DİŞLİ İZOLELİ BARALAR

3 PHASE INSULATED COMB BUSBARS FORK TYPE




5846 sayılı yasa gereği fotoğrafların izinsiz yayınlanması ve kullanılması kesinlikle yasaktır.

Ürün Kodu Order Code	Modül Module	Bakır Kalınlığı Copper Thickness	Maksimum Akım Değeri Maximum Current Value	Çalışma Gerilimi Operating Voltage	Kutu Adedi Box Pcs.	Kutu Ağırlığı Box Weight	Birim Fiyatı Unit Price
3TBD-04/1,0	4 GRUP İÇİN - 4 Modules	1,0 mm.	80 A	230 - 400 V	24	~2,3 kg.	565,00 TL.
3TBD-10/1,0	10 GRUP İÇİN - 10 Modules	1,0 mm.	80 A	230 - 400 V	12	~3,4 kg.	1.412,50 TL.
3TBD-04/1,5	4 GRUP İÇİN - 4 Modules	1,5 mm.	100 A	230 - 400 V	24	~3,6 kg.	770,00 TL.
3TBD-10/1,5	10 GRUP İÇİN - 10 Modules	1,5 mm.	100 A	230 - 400 V	12	~4,5 kg.	1.925,00 TL.

1 BOB-E

MONOFAZE ERKEK İZOLESİZ BAKIR BARALAR

1 PHASE NON-INSULATED COMB BUSBARS PIN TYPE




5846 sayılı yasa gereği fotoğrafların izinsiz yayınlanması ve kullanılması kesinlikle yasaktır.

Ürün Kodu Order Code	Kullanım Yeri Be Used	Bakır Kalınlığı Copper Thickness	Kutu Adedi Box Pcs.	Kutu Ağırlığı Box Weight	Koli Adedi Parcel Pcs.	Koli Ağırlığı Box Weight	Birim Fiyatı Unit Price
1BOB-E/1,5	Monofaze N Otomat	1,5 mm.	20	~3,3 kg.			728,00 TL.
1BOB-E/2,0	Monofaze N Otomat	2,0 mm.	20				925,40 TL.

1 BOB-D

MONOFAZE DİŞİ İZOLESİZ BAKIR BARALAR

1 PHASE NON-INSULATED COMB BUSBARS FORK TYPE



5846 sayılı yasa gereği fotoğrafların izinsiz yayınlanması ve kullanılması kesinlikle yasaktır.

Ürün Kodu Order Code	Kullanım Yeri Be Used	Bakır Kalınlığı Copper Thickness	Kutu Adedi Box Pcs.	Kutu Ağırlığı Box Weight	Koli Adedi Parcel Pcs.	Koli Ağırlığı Box Weight	Birim Fiyatı Unit Price
1BOB-D/1,5	Monofaze W Otomat	1,5 mm.	20				☎
1BOB-D/2,0	Monofaze W Otomat	2,0 mm.	20	~4,6 kg.			777,00 TL.



SIKMA VE KESME ALETLERİ

Doğru ve en iyi sonuçları sunar.

CRIMPING AND CUTTING TOOLS

Provides accurate and best results.




MEKANİK SIKMA PENSELERİ

MECHANICAL CRIMPING TOOLS




Standart tip kablo pabuçları ve ek mufları için sıkma pensesi, 6 - 50 mm²
Crimping tool for standard type cable lugs and connectors, 6 - 50 mm²

Teknik veriler Technical data	
Ürün kodu Product code	SP-MSP/6-50/S
Sıkma aralığı Crimping range	6 - 50mm ²
Uzunluk Length	400mm
Ağırlık Weight	1,45 kg
Sıkma şekli Crimping type	Altıgen Hexagonal 
Uyumlu seriler Compatible with	SKP-S / SEM-A
Birim fiyatı Unit Price	11.000,00 TL.




Euro tip kablo pabuçları ve ek mufları için sıkma pensesi, 6 - 50 mm²
Crimping tool for Europe type cable lugs and connectors, 6 - 50 mm²

Teknik veriler Technical data	
Ürün kodu Product code	SP-MSP/6-50/S1
Sıkma aralığı Crimping range	6 - 50mm ²
Uzunluk Length	400mm
Ağırlık Weight	1,45 kg
Sıkma şekli Crimping type	Altıgen Hexagonal 
Uyumlu seriler Compatible with	SKP-S1 / SEM-S1 / SKP-L45-S1 / SKP-L90-S1
Birim fiyatı Unit Price	11.000,00 TL.



DIN 46235 normu kablo pabuçları ve ek mufları için sıkma pensesi, 6 - 50 mm²
Crimping tool for DIN 46235 type cable lugs and connectors, 6 - 50 mm²

Teknik veriler Technical data	
Ürün kodu Product code	SP-MSP/6-50/D
Sıkma aralığı Crimping range	6 - 50mm ²
Uzunluk Length	400mm
Ağırlık Weight	1,45 kg
Sıkma şekli Crimping type	Altıgen Hexagonal 
Uyumlu seriler Compatible with	SKP-D / SEM-D
Birim fiyatı Unit Price	11.000,00 TL.

MEKANİK SIKMA PENSELERİ

MECHANICAL CRIMPING TOOLS



Standart tip kablo pabuçları ve ek mufları için sıkma pensesi, 35 - 150 mm²
Crimping tool for standard type cable lugs and connectors, 35 - 150 mm²

Teknik veriler

Technical data

Ürün kodu Product code	SP-MSP/35-150/S
Sıkma aralığı Crimping range	35 - 150mm ²
Uzunluk Length	630mm
Ağırlık Weight	6 kg
Sıkma şekli Crimping type	Altıgen Hexagonal 
Uyumlu seriler Compatible with	SKP-S / SEM-A
Birim fiyatı Unit Price	20.500,00 TL.



Euro tip kablo pabuçları ve ek mufları için sıkma pensesi, 35 - 150 mm²
Crimping tool for Europe type cable lugs and connectors, 35 - 150 mm²

Teknik veriler

Technical data

Ürün kodu Product code	SP-MSP/35-150/S1
Sıkma aralığı Crimping range	35 - 150mm ²
Uzunluk Length	630mm
Ağırlık Weight	6 kg
Sıkma şekli Crimping type	Altıgen Hexagonal 
Uyumlu seriler Compatible with	SKP-S1 / SEM-S1 / SKP-L45-S1 / SKP-L90-S1
Birim fiyatı Unit Price	20.500,00 TL.


HİDROLİK SIKMA PENSELERİ

HYDRAULIC CRIMPING TOOLS



Hidrolik sıkma pensesi, 6 - 300mm²
Hand-operated hydraulic crimping tool, 6 - 300mm²

Teknik veriler Technical data

Ürün kodu Product code	SP-HSP/300 (Sadece pense) SP-HSP/300-CD (Pense ve komple çene takımı)
Sıkma aralığı Crimping range	6 - 300mm ²
Sıkma kuvveti Crimping force	60kN
Ağız açıklığı Stroke	17mm
Sıkma şekli Crimping type	Altgen Hexagonal 
Uzunluk Length	500 mm
Ağırlık Weight	3,7 kg
Uyumlu olduğu kablo pabucu tipleri	SKP-D (DIN 46235), SKP-S (Standart tip), AKP-D (DIN 46329 Alüminyum), BKP-D (Bimetal).
Compatible cable lug types	SKP-D (DIN 46235), SKP-S (Standard type), AKP-D (DIN 46329 Aluminium), BKP-D (Bimetallic).
Birim fiyatı Unit Price	1.070,00 USD. (Çene takımları hariç) 1.850,00 USD. (Çene takımları dahil)

Özellikler Features

"SP-6T" sıkma çenesi serileriyle uyumludur.
Compatible with "SP-6T" crimping die series.

Ürünün sıkma başlığı döndürülebilir.
The crimping head of the product is rotatable.

Gerektiğinde sıkma işlemini durdurmak için manuel olarak geri çekilebilir.
It can be manually retracted to stop the crimping process when necessary.

Ürünün kolları alüminyum alaşımdır ve hafif bir kullanım sunar.
The handles are made of aluminium alloy and offer lightweight use.



HİDROLİK SIKMA PENSELERİ


HYDRAULIC CRIMPING TOOLS



Hidrolik sıkma pensesi, 16 - 400 mm²
Hand-operated hydraulic crimping tool, 16 - 400mm²

Teknik veriler

Technical data

Ürün kodu Product code	SP-HSP/400 (Sadece pense) SP-HSP/400-CD (Pense ve komple çene takımı)
Sıkma aralığı Crimping range	16 - 400mm ²
Sıkma kuvveti Crimping force	130kN
Ağız açıklığı Stroke	38mm
Sıkma şekli Crimping type	Altıgen Hexagonal 
Uzunluk Length	640mm
Ağırlık Weight	6,3 kg
Uyumlu olduğu kablo pabucu tipleri	SKP-D (DIN 46235), SKP-S (Standart tip)
Compatible cable lug types	SKP-D (DIN 46235), SKP-S (Standard type)
Birim fiyatı Unit Price	1.520,00 USD. (Çene takımları hariç) 2.300,00 USD. (Çene takımları dahil)

Özellikler

Features

"SP-13T" sıkma çenesi serileriyle uyumludur.
Compatible with "SP-13T" crimping die series.

Ürünün sıkma başlığı döndürülebilir.
The crimping head of the product is rotatable.

Gerektiğinde sıkma işlemini durdurmak için manuel olarak geri çekilebilir.
It can be manually retracted to stop the crimping process when necessary.

Ürünün kolları fiberglas malzemeden üretilmiştir.
The handles are made of fiberglass.



6T DAR SIKMA ÇENESİ SERİLERİ NARROW CRIMPING DIE SERIES



SP-6T/D

Uygun seriler
Suitable for

SKP-D | SEM-D | SKP-L90-D | SKP-L45-D

Uyumlu olduğu sıkma pensesi
Compatible crimping tool

SP-HSP/300

DIN 46235 tip Cu kablo pabuçları ve ek mufları
DIN 46235 type Cu cable lugs and connectors

Kablo kesiti Cable section (mm ²)	Ürün kodu Product code	Sıkma genişliği Crimping width (mm)	Birim fiyatı Unit price
6	SP-6T/D-006	5	75,00 USD.
10	SP-6T/D-010	5	75,00 USD.
16	SP-6T/D-016	5	75,00 USD.
25	SP-6T/D-025	5	75,00 USD.
35	SP-6T/D-035	5	75,00 USD.
50	SP-6T/D-050	5	75,00 USD.
70	SP-6T/D-070	5	75,00 USD.
95	SP-6T/D-095	5	75,00 USD.
120	SP-6T/D-120	5	75,00 USD.
150	SP-6T/D-150	5	75,00 USD.
185	SP-6T/D-185	5	75,00 USD.
240	SP-6T/D-240	5	75,00 USD.
300	SP-6T/D-300	5	75,00 USD.
6 - 300mm ² KOMPLE ÇENE TAKIMI SETİ			780,00 USD.



SP-6T/S

Uygun seriler
Suitable for

SKP-S | SEM-A

Uyumlu olduğu sıkma pensesi
Compatible crimping tool

SP-HSP/300

Standart tip Cu kablo pabuçları ve ek mufları
Standard type Cu cable lugs and connectors

Kablo kesiti Cable section (mm ²)	Ürün kodu Product code	Sıkma genişliği Crimping width (mm)	Birim fiyatı Unit price
6	SP-6T/S-006	5	75,00 USD.
10	SP-6T/S-010	5	75,00 USD.
16	SP-6T/S-016	5	75,00 USD.
25	SP-6T/S-025	5	75,00 USD.
35	SP-6T/S-035	5	75,00 USD.
50	SP-6T/S-050	5	75,00 USD.
70	SP-6T/S-070	5	75,00 USD.
95	SP-6T/S-095	5	75,00 USD.
120	SP-6T/S-120	5	75,00 USD.
150	SP-6T/S-150	5	75,00 USD.
185	SP-6T/S-185	5	75,00 USD.
240	SP-6T/S-240	5	75,00 USD.
300	SP-6T/S-300	5	75,00 USD.
6 - 300mm ² KOMPLE ÇENE TAKIMI SETİ			780,00 USD.

6T DAR SIKMA ÇENESİ SERİLERİ

NARROW CRIMPING DIE SERIES



SP-6T/AL

Uygun seriler
Suitable for

AKP-D | AEM-D

Uyumlu olduğu sıkma pensesi
Compatible crimping tool

SP-HSP/300

DIN 46329 tip Al kablo pabuçları ve ek mufları
DIN 46329 type Al cable lugs and connectors

Kablo kesiti Cable section (mm ²)	Ürün kodu Product code	Sıkma genişliği Crimping width (mm)	Birim fiyatı Unit price
10	SP-6T/AL-010	7	75,00 USD.
16	SP-6T/AL-016	7	75,00 USD.
25	SP-6T/AL-025	7	75,00 USD.
35	SP-6T/AL-035	7	75,00 USD.
50	SP-6T/AL-050	7	75,00 USD.
70	SP-6T/AL-070	7	75,00 USD.
95	SP-6T/AL-095	7	75,00 USD.
120	SP-6T/AL-120	7	75,00 USD.
150	SP-6T/AL-150	7	75,00 USD.
185	SP-6T/AL-185	7	75,00 USD.
240	SP-6T/AL-240	7	75,00 USD.
300	SP-6T/AL-300	7	75,00 USD.
10 - 300mm ² KOMPLE ÇENE TAKIMI SETİ			720,00 USD.



SP-6T/B

Uygun seriler
Suitable for

BKP-D | BEM-D | BPK-D

Uyumlu olduğu sıkma pensesi
Compatible crimping tool

SP-HSP/300

Bimetal kablo pabuçları ve ek mufları
Bimetallic cable lugs and connectors

Kablo kesiti Cable section (mm ²)	Ürün kodu Product code	Sıkma genişliği Crimping width (mm)	Birim fiyatı Unit price
16 - 25 - 35	SP-6T/B-035	7	75,00 USD.
50 - 70 - 95	SP-6T/B-095	7	75,00 USD.
120 - 150	SP-6T/B-150	7	75,00 USD.
185 - 240	SP-6T/B-240	5	75,00 USD.
300	SP-6T/B-300	5	75,00 USD.
16 - 300mm ² KOMPLE ÇENE TAKIMI SETİ			300,00 USD.

13T GENİŞ SIKMA ÇENESİ SERİLERİ WIDE CRIMPING DIE SERIES



SP-13T/D

Uygun seriler Suitable for	SKP-D SEM-D SKP-L90-D SKP-L45-D
Uyumlu olduğu sıkma pensesi Compatible crimping tool	SP-HSP/400
DIN 46235 tip Cu kablo pabuçları ve ek mufları DIN 46235 type Cu cable lugs and connectors	

Kablo kesiti Cable section (mm ²)	Ürün kodu Product code	Sıkma genişliği Crimping width (mm)	Birim fiyatı Unit price
16	SP-13T/D-016	10	80,00 USD.
25	SP-13T/D-025	10	80,00 USD.
35	SP-13T/D-035	10	80,00 USD.
50	SP-13T/D-050	13	80,00 USD.
70	SP-13T/D-070	13	80,00 USD.
95	SP-13T/D-095	14	80,00 USD.
120	SP-13T/D-120	14	80,00 USD.
150	SP-13T/D-150	10	80,00 USD.
185	SP-13T/D-185	10	80,00 USD.
240	SP-13T/D-240	10	80,00 USD.
300	SP-13T/D-300	7	80,00 USD.
400	SP-13T/D-400	7	80,00 USD.
16 - 400mm ² KOMPLE ÇENE TAKIMI SETİ			780,00 USD.



SP-13T/S

Uygun seriler Suitable for	SKP-S SEM-A
Uyumlu olduğu sıkma pensesi Compatible crimping tool	SP-HSP/400
Standart tip Cu kablo pabuçları ve ek mufları Standard type Cu cable lugs and connectors	

Kablo kesiti Cable section (mm ²)	Ürün kodu Product code	Sıkma genişliği Crimping width (mm)	Birim fiyatı Unit price
16	SP-13T/S-016	7	80,00 USD.
25	SP-13T/S-025	10	80,00 USD.
35	SP-13T/S-035	10	80,00 USD.
50	SP-13T/S-050	13	80,00 USD.
70	SP-13T/S-070	13	80,00 USD.
95	SP-13T/S-095	14	80,00 USD.
120	SP-13T/S-120	14	80,00 USD.
150	SP-13T/S-150	14	80,00 USD.
185	SP-13T/S-185	11	80,00 USD.
240	SP-13T/S-240	11	80,00 USD.
300	SP-13T/S-300	10	80,00 USD.
400	SP-13T/S-400	5	80,00 USD.
16 - 400mm ² KOMPLE ÇENE TAKIMI SETİ			780,00 USD.

MEKANİK KABLO MAKASLARI

MECHANICAL CABLE CUTTERS



50mm² kesite kadar Cu ve Al kablolar için el tipi kesme aleti.
Hand-operated cutting tool for Cu and Al cables up to 50 mm² cable-section.

Teknik veriler Technical data	
Ürün kodu Product code	SP-KM/50
Kesme aralığı Cutting range	Ø 0–12 mm / 50 mm ² 'ye kadar Ø 0–12 mm / up to 50 mm ²
Uzunluk Length	240 mm
Ağırlık Weight	0,45 kg
Birim fiyatı Unit Price	2.500,00 TL.

- Çelik ve zırlı kablolar için uygun değildir.
- Not suitable for steel and armoured cables.



95mm² kesite kadar Cu ve Al kablolar için el tipi kesme aleti.
Hand-operated cutting tool for Cu and Al cables up to 95 mm² cable-section.

Teknik veriler Technical data	
Ürün kodu Product code	SP-KM/95
Kesme aralığı Cutting range	Ø 0–18 mm / 95 mm ² 'ye kadar Ø 0–18 mm / up to 95 mm ²
Uzunluk Length	320 mm
Ağırlık Weight	0,70 kg
Birim fiyatı Unit Price	7.500,00 TL.

- Çelik ve zırlı kablolar için uygun değildir.
- Not suitable for steel and armoured cables.



240mm² kesite kadar Cu ve Al kablolar için el tipi kesme aleti.
Hand-operated cutting tool for Cu and Al cables up to 240 mm² cable-section.

Teknik veriler Technical data	
Ürün kodu Product code	SP-KM/250
Kesme aralığı Cutting range	Ø 0–28 mm / 240 mm ² 'ye kadar Ø 0–28 mm / up to 240 mm ²
Uzunluk Length	600 mm
Ağırlık Weight	1,70 kg
Birim fiyatı Unit Price	9.550,00 TL.

- Çelik ve zırlı kablolar için uygun değildir.
- Not suitable for steel and armoured cables.

MEKANİK KABLO MAKASLARI


MECHANICAL CABLE CUTTERS



500mm² kesite kadar Cu ve Al kablolar için el tipi kesme aleti.
Hand-operated cutting tool for Cu and Al cables up to 500 mm² cable-section.

Teknik veriler Technical data	
Ürün kodu Product code	SP-KM/500
Kesme aralığı Cutting range	Ø 0-40 mm / 500 mm ² 'ye kadar Ø 0-40 mm / up to 500 mm ²
Uzunluk Length	800 mm
Ağırlık Weight	2,70 kg
Birim fiyatı Unit Price	12.500,00 TL.

- Çelik ve zırlı kablolar için uygun değildir.
- Not suitable for steel and armoured cables.



500 mm² kesite kadar Cu ve Al kablolar için cıvırlı tip kesme aleti.
Ratchet type cutting tool for Cu and Al cable up to 500 mm² cable-section.

Teknik veriler Technical data	
Ürün kodu Product code	SP-KMC/500
Kesme aralığı Cutting range	Ø 0-40 mm / 500 mm ² 'ye kadar Ø 0-40 mm / up to 500 mm ²
Uzunluk Length	240 - 300 mm
Ağırlık Weight	1,13 kg
Birim fiyatı Unit Price	18.000,00 TL.

Özellikler Features

Tek el ve çift el ile kullanıma uygundur.
Suitable for use with both single-hand and two-hand usage.

Ürünün kolları teleskopik olarak uzayabilmektedir.
The handles can extend telescopically.

- Çelik ve zırlı kablolar için uygun değildir.
- Not suitable for steel and armoured cables.

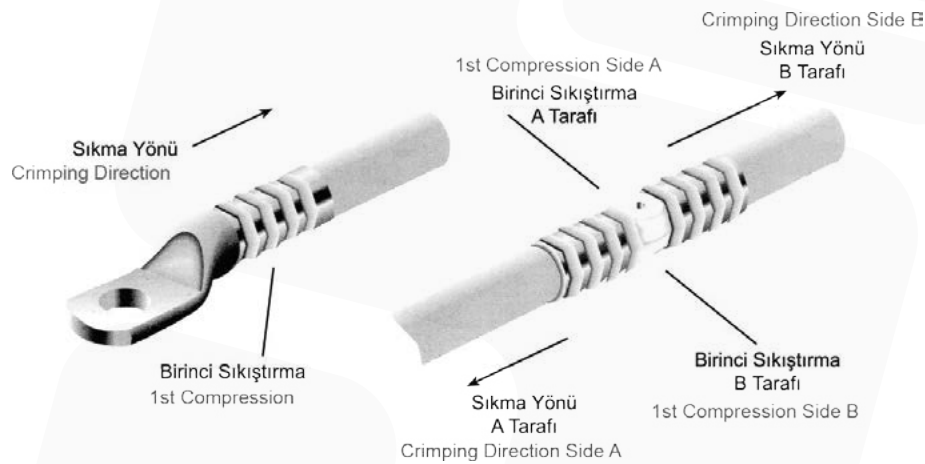
TEKNİK BİLGİLER TECHNICAL DATA

Kablo Pabucu ve Ek Muflarının Sıkılması

1. Girme derinliğine göre iletkenin ucunu sıyırın (sıkılmamış ucun boy derinliğinden dolayı +%10)
2. İletken uçları montajdan önce bir bez veya fırça ile temizlenmelidir.
3. İletkeni sonuna kadar kablo pabucuna veya konnektöre sokun.
4. Sıkma yönünü izlerken uygun takımı kullanarak kablo pabucunu veya soketi sıkın.
5. Kablo pabuçları veya konnektörler için sıkma yönü aşağıdaki şekilde gösterilmektedir.
6. Sıkma işlemi tamamlandıktan sonra, kablo pabuçlarından ve sıkırtırmalı bağlantılardan çıkan fazla malzemeleri ayırın.

Assembly Instructions for Cable Lugs and Connectors

1. Strip conductor according to insertion depth (+10% because of length changing of crimped sleeve)
2. Conductor ends must be cleaned with a cloth or brush or before assembly.
3. Insert conductor fully into cable lug or connector.
4. Paying attention crimping direction, crimp the cable lug or connector using the appropriate tools. The crimping direction for cable lugs and connectors is indicated in the illustration below.
5. After crimping, wipe away excess compound forced out from aluminium cable lugs and connectors.




Muhtelif Kablo Pabucu Sıkma Tiplerine Ait Önerilen Sıkma Miktarları

We Recommend the Following Number of Compression for Individual Cable Sections

Kablo Kesiti (mm ²) Cable Section (mm ²)	Standart SKP Kablo Pabuçları 5mm'lik Sıkma Çeneli Tubular Cable Lugs 5mm Crimping die	Geniş Sıkma Çeneleri Wide Crimping dies	DIN 46235'e uygun Kablo Pabuçları 5mm'lik Sıkma Çeneli DIN Cable Lugs 5mm Crimping die	Geniş Sıkma Çeneleri Wide Crimping dies	Alüminyum Kablo Pabuçları 7mm'lik Sıkma Çeneli Aluminium Cable Lugs 7mm Crimping die	Geniş Sıkma Çeneleri Wide Crimping dies
6	1		2			
10	1		2			
16	1	1	2	1	4	2
25	2	1	2	1	4	2
35	2	1	2	1	5	2
50	2	1	3	1	5	2
70	2	1	3	1	6	3
95	2	1	4	2	6	3
120	2	1	4	2	6	3
150	2	1	4	2	6	3
185	2	1	4	2	6	3
240	4	2	5	2	8	3
300	5	3	5	2	8	3
400	5	3		3		4
500				3		4
625				3		
800				3		
1000			4	2		

KBB

BEYAZ KABLO BAĞLARI WHITE CABLE TIES




5846 sayılı yasa gereği fotoğrafların izinsiz yayınlanması ve kullanılması kesinlikle yasaktır.

Ürün Kodu Order Code	Boyutlar Dimensions (mm)	Mukavemet Max. Tensile Strength	Renk Color	Poşet Adedi Bag Pcs.	Çuval Adedi Master Bag Pcs.	Koli Adedi Parcel Pcs.	Koli Ağırlığı Parcel Weight	Birim Fiyatı Unit Price	Poşet Fiyatı Bag Price
SP-KBB/2,5x100	2,5x100	80 N / 8 kg	Beyaz / White	100	1.000	50.000	~15,0 kg.	0,26 TL.	26,00 TL.
SP-KBB/2,5x142	2,5x142	80 N / 8 kg	Beyaz / White	100	1.000	25.000	~11,2 kg.	0,40 TL.	40,00 TL.
SP-KBB/2,5x203	2,5x203	80 N / 8 kg	Beyaz / White	100	1.000	20.000	~12,8 kg.	0,55 TL.	55,00 TL.
SP-KBB/3,6x150	3,6x150	180 N / 18 kg	Beyaz / White	100	1.000	20.000	~14,0 kg.	0,62 TL.	62,00 TL.
SP-KBB/3,6x200	3,6x200	180 N / 18 kg	Beyaz / White	100	1.000	20.000	~19,0 kg.	0,90 TL.	90,00 TL.
SP-KBB/3,6x250	3,6x250	180 N / 18 kg	Beyaz / White	100	1.000	10.000	~12,5 kg.	1,06 TL.	106,00 TL.
SP-KBB/3,6x292	3,6x292	180 N / 18 kg	Beyaz / White	100	1.000	10.000	~15,2 kg.	1,24 TL.	124,00 TL.
SP-KBB/3,6x368	3,6x368	180 N / 18 kg	Beyaz / White	100	1.000	10.000	~17,5 kg.	1,56 TL.	156,00 TL.
SP-KBB/4,8x190	4,8x190	230 N / 23 kg	Beyaz / White	100	1.000	10.000	~13,0 kg.	1,14 TL.	114,00 TL.
SP-KBB/4,8x250	4,8x250	230 N / 23 kg	Beyaz / White	100	1.000	10.000	~15,0 kg.	1,50 TL.	150,00 TL.
SP-KBB/4,8x300	4,8x300	230 N / 23 kg	Beyaz / White	100	1.000	10.000	~20,0 kg.	1,85 TL.	185,00 TL.
SP-KBB/4,8x368	4,8x368	230 N / 23 kg	Beyaz / White	100	1.000	5.000	~12,8 kg.	2,00 TL.	200,00 TL.
SP-KBB/7,6x300	7,6x300	540 N / 55 kg	Beyaz / White	100	500	5.000	~19,5 kg.	3,26 TL.	326,00 TL.
SP-KBB/7,6x380	7,6x380	540 N / 55 kg	Beyaz / White	100	500	5.000	~24,0 kg.	3,73 TL.	373,00 TL.
SP-KBB/7,6x450	7,6x450	540 N / 55 kg	Beyaz / White	100	100	2.000	~12,1 kg.	4,53 TL.	453,00 TL.
SP-KBB/7,6x550	7,6x550	540 N / 55 kg	Beyaz / White	100	100	1.000	~16,0 kg.	6,80 TL.	680,00 TL.
SP-KBB/8,8x762	8,8x762	800 N / 81 kg	Beyaz / White	100	100	1.000	~12,6 kg.	11,52 TL.	1.152,00 TL.
SP-KBB/8,8x1020	8,8x1020	800 N / 81 kg	Beyaz / White	100	100	1.000	~16,0 kg.	15,00 TL.	1.500,00 TL.

SP-KBB ÖZELLİKLERİ / SPECIFICATIONS

HAMMADDE	POLIAMİD 6.6
MATERIAL	POLYAMİDE 6.6
ÇALIŞMA SICAKLIĞI	-40 °C, +85 °C
WORKING TEMPERATURE	-40 °C, +85 °C



KBS

SİYAH KABLO BAĞLARI BLACK CABLE TIES

5846 sayılı yasa gereği fotoğrafların izinsiz yayınlanması ve kullanılması kesinlikle yasaktır.

Ürün Kodu Order Code	Boyutlar Dimensions (mm)	Mukavemet Max. Tensile Strength	Renk Color	Poşet Adedi Bag Pcs.	Çuval Adedi Master Bag Pcs.	Koli Adedi Parcel Pcs.	Koli Ağırlığı Parcel Weight	Birim Fiyatı Unit Price	Poşet Fiyatı Bag Price
SP-KBS/2,5x100	2,5x100	80 N / 8 kg	Siyah / Black	100	1.000	50.000	~15,0 kg.	0,26 TL.	26,00 TL.
SP-KBS/2,5x142	2,5x142	80 N / 8 kg	Siyah / Black	100	1.000	25.000	~11,2 kg.	0,40 TL.	40,00 TL.
SP-KBS/2,5x203	2,5x203	80 N / 8 kg	Siyah / Black	100	1.000	20.000	~12,8 kg.	0,55 TL.	55,00 TL.
SP-KBS/3,6x150	3,6x150	180 N / 18 kg	Siyah / Black	100	1.000	20.000	~14,0 kg.	0,62 TL.	62,00 TL.
SP-KBS/3,6x200	3,6x200	180 N / 18 kg	Siyah / Black	100	1.000	20.000	~19,0 kg.	0,90 TL.	90,00 TL.
SP-KBS/3,6x250	3,6x250	180 N / 18 kg	Siyah / Black	100	1.000	10.000	~12,5 kg.	1,06 TL.	106,00 TL.
SP-KBS/3,6x292	3,6x292	180 N / 18 kg	Siyah / Black	100	1.000	10.000	~15,2 kg.	1,24 TL.	124,00 TL.
SP-KBS/3,6x368	3,6x368	180 N / 18 kg	Siyah / Black	100	1.000	10.000	~17,5 kg.	1,56 TL.	156,00 TL.
SP-KBS/4,8x190	4,8x190	230 N / 23 kg	Siyah / Black	100	1.000	10.000	~13,0 kg.	1,14 TL.	114,00 TL.
SP-KBS/4,8x250	4,8x250	230 N / 23 kg	Siyah / Black	100	1.000	10.000	~15,0 kg.	1,50 TL.	150,00 TL.
SP-KBS/4,8x300	4,8x300	230 N / 23 kg	Siyah / Black	100	1.000	10.000	~20,0 kg.	1,85 TL.	185,00 TL.
SP-KBS/4,8x368	4,8x368	230 N / 23 kg	Siyah / Black	100	1.000	5.000	~12,8 kg.	2,00 TL.	200,00 TL.
SP-KBS/7,6x300	7,6x300	540 N / 55 kg	Siyah / Black	100	500	5.000	~19,5 kg.	3,26 TL.	326,00 TL.
SP-KBS/7,6x380	7,6x380	540 N / 55 kg	Siyah / Black	100	500	5.000	~24,0 kg.	3,73 TL.	373,00 TL.
SP-KBS/7,6x450	7,6x450	540 N / 55 kg	Siyah / Black	100	100	2.000	~12,1 kg.	4,53 TL.	453,00 TL.
SP-KBS/7,6x550	7,6x550	540 N / 55 kg	Siyah / Black	100	100	1.000	~16,0 kg.	6,80 TL.	680,00 TL.
SP-KBS/8,8x762	8,8x762	800 N / 81 kg	Siyah / Black	100	100	1.000	~12,6 kg.	11,52 TL.	1.152,00 TL.
SP-KBS/8,8x1020	8,8x1020	800 N / 81 kg	Siyah / Black	100	100	1.000	~16,0 kg.	15,00 TL.	1.500,00 TL.

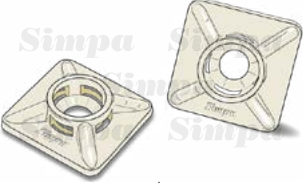
SP-KBS ÖZELLİKLERİ / SPECIFICATIONS

HAMMADDE	POLIAMİD 6.6
MATERIAL	POLYAMIDE 6.6
ÇALIŞMA SICAKLIĞI	-40 °C, +85 °C
WORKING TEMPERATURE	-40 °C, +85 °C

KROŞELER

YAPIŞKANLI VE VİDALI KROŞELER


SELF ADHESIVE AND SCREWABLE TIE MOUNTS



SP-YKB - BEYAZ YAPIŞKANLI KROŞE

SP-YKB - SELF ADHESIVE WHITE TIE MOUNT

Ürün Kodu Order Code	Boyutlar Dimensions (mm)	Renk Color	Paket Adedi Package Pcs.	Çuval Adedi Master Bag Pcs.	Koli Adedi Parcel Pcs.	Koli Ağırlığı Box Weight	Birim Fiyatı Unit Price	Poşet Fiyatı Bag Price
SP-YKB-1	19x19	Beyaz/White	100	500	18.000	~15,7 kg.	1,24 TL.	124,00 TL.
SP-YKB-2	28x28	Beyaz/White	100	500	7.000	~13,6 kg.	2,29 TL.	229,00 TL.



SP-YKS - SİYAH YAPIŞKANLI KROŞE

SP-YKS - SELF ADHESIVE BLACK TIE MOUNT

Ürün Kodu Order Code	Boyutlar Dimensions (mm)	Renk Color	Paket Adedi Package Pcs.	Çuval Adedi Master Bag Pcs.	Koli Adedi Parcel Pcs.	Koli Ağırlığı Box Weight	Birim Fiyatı Unit Price	Poşet Fiyatı Bag Price
SP-YKS-1	19x19	Siyah/Black	100	500	18.000	~15,7 kg.	1,24 TL.	124,00 TL.
SP-YKS-2	28x28	Siyah/Black	100	500	7.000	~13,6 kg.	2,29 TL.	229,00 TL.



SP-VKB - BEYAZ VİDALI KROŞE

SP-VKB - SCREW TYPE WHITE TIE MOUNT

Ürün Kodu Order Code	Boyutlar Dimensions (mm)	Renk Color	Paket Adedi Package Pcs.	Çuval Adedi Master Bag Pcs.	Koli Adedi Parcel Pcs.	Koli Ağırlığı Box Weight	Birim Fiyatı Unit Price	Poşet Fiyatı Bag Price
SP-VKB-1	16x10,5	Beyaz/White	100	500	15.000	~15,6 kg.	0,84 TL.	84,00 TL.
SP-VKB-2	22x14,5	Beyaz/White	100	500	5.000	~11,0 kg.	1,37 TL.	137,00 TL.



SP-VKS - SİYAH VİDALI KROŞE

SP-VKS - SCREW TYPE BLACK TIE MOUNT

Ürün Kodu Order Code	Boyutlar Dimensions (mm)	Renk Color	Paket Adedi Package Pcs.	Çuval Adedi Master Bag Pcs.	Koli Adedi Parcel Pcs.	Koli Ağırlığı Box Weight	Birim Fiyatı Unit Price	Poşet Fiyatı Bag Price
SP-VKS-1	16x10,5	Siyah/Black	100	500	15.000	~15,6 kg.	0,84 TL.	84,00 TL.
SP-VKS-2	22x14,5	Siyah/Black	100	500	5.000	~11,0 kg.	1,37 TL.	137,00 TL.



SP-KY

İZOLESİZ KABLO YÜKSÜKLERİ NON-INSULATED SLEEVES

5846 sayılı yasa gereği fotoğrafların izinsiz yayınlanması ve kullanılması kesinlikle yasaktır.

Ürün Kodu Order Code	Kablo Kesiti Cable Section (mm ²)	Boyutlar Dimensions				Kutu Adedi Box Pcs.	Kutu Ağırlığı Box Weight	Birim Fiyatı Unit Price	Kutu Fiyatı Box Price
		L	W	D	C				
SP-KY/0,50-10	0,50	10	1,7	1,3	1,0	1.000	~0,1 kg.	0,38 TL	380,00 TL
SP-KY/0,75-10	0,75	10	1,9	1,5	1,2	1.000	~0,1 kg.	0,38 TL	380,00 TL
SP-KY/1,0-10	1	10	2,2	1,8	1,4	1.000	~0,1 kg.	0,38 TL	380,00 TL
SP-KY/1,5-10	1,5	10	2,5	2,0	1,7	1.000	~0,1 kg.	0,44 TL	440,00 TL
SP-KY/2,5-12	2,5	12	3,3	2,6	2,2	1.000	~0,1 kg.	0,54 TL	540,00 TL
SP-KY/4-12	4	12	3,9	3,2	2,8	500	~0,1 kg.	0,82 TL	410,00 TL
SP-KY/6-12	6	12	4,8	3,9	3,5	250	~0,1 kg.	1,10 TL	275,00 TL
SP-KY/10-12	10	12	5,8	4,9	4,5	250	~0,1 kg.	1,62 TL	405,00 TL
SP-KY/16-12	16	12	7,2	6,2	5,8	100	~0,1 kg.	2,03 TL	203,00 TL
SP-KY/25-15	25	16	9,1	7,9	7,5	100	~0,1 kg.	3,34 TL	334,00 TL
SP-KY/35-15	35	16	10,2	8,7	8,3	50	~0,1 kg.	3,84 TL	192,00 TL
SP-KY/50-20	50	20	12,4	10,9	10,3	40	~0,1 kg.	8,85 TL	354,00 TL
SP-KY/70-25	70	25	15,8	14,3	13,5	20	~0,2 kg.	20,22 TL	404,40 TL
SP-KY/95-25	95	25	19,3	15,6	14,6	20	~0,2 kg.	31,19 TL	623,80 TL
SP-KY/120-32	120	32	20,2	17,7	16,7	15	~0,2 kg.	50,82 TL	762,30 TL
SP-KY/150-32	150	32	23,0	20,6	19,6	10	~0,2 kg.	70,46 TL	704,60 TL
SP-KY/185-32	185	32	23,5	21,3	20,2	10	~0,2 kg.	75,00 TL	750,00 TL

YÜKSÜK KODLARIMIZDA, BİRİNCİ RAKAMLAR KESİTİ, İKİNCİ RAKAMLAR YÜKSÜK BOYLARINI GÖSTERMEKTEDİR.

FOR THE INSULATED CABLE END-SLEEVES, THE FIRST PART OF THE PRODUCT CODE INDICATES THE DIAMETER AND THE SECOND PART INDICATES THE LENGTH OF THE PRODUCT.

SK-KY ÖZELLİKLERİ / SPECIFICATIONS

HAMMADDE / MATERIAL BAKIR / COPPER

KAPLAMA / COATING KALAY / TIN PLATED



SP-IKY

İZOLELİ KABLO YÜKSÜKLERİ INSULATED CABLE END-SLEEVES



5846 sayılı yasa gereği fotoğrafların izinsiz yayınlanması ve kullanılması kesinlikle yasaktır.

Ürün Kodu Order Code	Kablo Kesiti Cable Section (mm ²)	Boyutlar Dimensions						Renk Color	Kutu Adedi Box Pcs.	Kutu Ağırlığı Box Weight	Birim Fiyatı Unit Price	Kutu Fiyatı Box Price
		c	a	L	W	d4	d1					
SP-IKY/0,50-8	0,5	6,0	8,0	14,0	2,6	1,3	1,0	Turuncu	1.000	~0,2 kg.	0,41 TL.	410,00 TL.
SP-IKY/0,75-8	0,75	6,0	8,0	14,0	2,8	1,5	1,2	Beyaz	1.000	~0,3 kg.	0,41 TL.	410,00 TL.
SP-IKY/1,0-8	1	6,0	8,0	14,0	3,0	1,7	1,4	Sarı	1.000	~0,1 kg.	0,41 TL.	410,00 TL.
SP-IKY/1,5-8	1,5	6,0	8,0	14,0	3,5	2,0	1,7	Kırmızı	700	~0,1 kg.	0,46 TL.	322,00 TL.
SP-IKY/1,5-10		6,0	10,0	16,0	3,5	2,0	1,7	Kırmızı	600	~0,2 kg.	0,77 TL.	462,00 TL.
SP-IKY/1,5-18	2,5	6,0	18,0	24,0	3,5	2,0	1,7	Kırmızı	400	~0,2 kg.	1,42 TL.	568,00 TL.
SP-IKY/2,5-8		7,0	8,0	15,0	4,0	2,6	2,3	Mavi	500	~0,3 kg.	0,57 TL.	285,00 TL.
SP-IKY/2,5-12	4	7,0	10,0	17,0	4,0	2,6	2,3	Mavi	400	~0,2 kg.	1,12 TL.	448,00 TL.
SP-IKY/2,5-18		7,0	18,0	25,0	4,0	2,6	2,3	Mavi	300	~0,2 kg.	1,53 TL.	459,00 TL.
SP-IKY/4-10	6	7,0	9,0	16,0	4,4	3,2	2,8	Gri	250	~0,1 kg.	1,02 TL.	255,00 TL.
SP-IKY/4-12		8,0	12,0	20,0	4,4	3,2	2,8	Gri	250	~0,2 kg.	1,62 TL.	405,00 TL.
SP-IKY/6-12	10	8,0	12,0	20,0	6,3	3,9	3,5	Siyah	200	~0,2 kg.	1,16 TL.	232,00 TL.
SP-IKY/10-12		9,0	12,0	21,0	7,6	4,9	4,5	Fildişi	100	~0,1 kg.	1,68 TL.	168,00 TL.
SP-IKY/16-12	16	10,0	12,0	22,0	8,8	6,2	5,8	Yeşil	50	~0,1 kg.	2,31 TL.	115,50 TL.
SP-IKY/16-18		10,0	18,0	28,0	8,8	6,2	5,8	Yeşil	50	~0,1 kg.	3,54 TL.	177,00 TL.
SP-IKY/25-16	25	13,0	16,0	29,0	11,2	7,9	7,5	Kahve	40	~0,1 kg.	3,82 TL.	152,80 TL.
SP-IKY/35-16	35	14,0	16,0	30,0	12,7	8,7	8,3	Bej	20	~0,1 kg.	4,92 TL.	98,40 TL.
SP-IKY/50-20	50	16,0	20,0	36,0	15,3	10,9	10,3	Z.Yeşili	20	~0,1 kg.	8,55 TL.	171,00 TL.
SP-IKY/70-20	70	16,0	20,0	36,0	16,0	14,3	13,5	Sarı	15	~0,1 kg.	23,46 TL.	351,90 TL.
SP-IKY/95-25	95	18,5	24,5	43,0	18,0	15,6	14,6	Kırmızı	8	~0,1 kg.	50,25 TL.	402,00 TL.
SP-IKY/120-27	120	20,0	27,0	47,0	20,0	17,7	16,7	Mavi	5	~0,1 kg.	50,36 TL.	251,80 TL.

YÜKSÜK KODLARIMIZDA, BİRİNCİ SAYILAR KESİTİ, İKİNCİ SAYILAR YÜKSÜK BOYLARINI GÖSTERMEKTEDİR.

FOR THE INSULATED CABLE END-SLEEVES, THE FIRST PART OF THE PRODUCT CODE INDICATES THE DIAMETER AND THE SECOND PART INDICATES THE LENGTH OF THE PRODUCT.

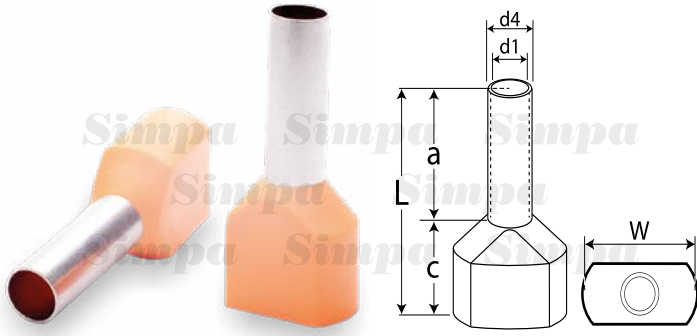
ALMAN RENK NORMUNA UYGUNDUR.

CONFORMED TO GERMAN COLOR STANDARD.

SK-IKY ÖZELLİKLERİ / SPECIFICATIONS

HAMMADDE / MATERIAL	BAKIR / COPPER
KAPLAMA / COATING	KALAY / TIN PLATED
İZOLASYON / INSULATION	POLİPROPİLEN / POLYPROPYLENE
NORM / CONFORMED TO	DIN 46228





SP-IKY/2

İZOLELİ ÇİFT GİRİŞLİ KABLO YÜKSÜKLERİ

INSULATED TWIN CABLE END-SLEEVES

5846 sayılı yasa gereği fotoğrafların izinsiz yayınlanması ve kullanılması kesinlikle yasaktır.

Ürün Kodu Order Code	Kablo Kesiti Cable Section (mm ²)	Boyutlar Dimensions						Renk Color	Kutu Adedi Box Pcs.	Kutu Ağırlığı Box Weight	Birim Fiyatı Unit Price	Kutu Fiyatı Box Price
		c	a	L	W	d4	d1					
SP-IKY/2x0,5-8	2x0,5	7,0	8,0	15,0	5,0	1,8	1,5	Beyaz	500	~0,1 kg.	0,80 TL.	400,00 TL.
SP-IKY/2x0,75-8	2x0,75	7,0	8,0	15,0	5,5	2,1	1,8	Mavi	500	~0,1 kg.	0,80 TL.	400,00 TL.
SP-IKY/2x1,0-8	2x1	7,0	8,0	15,0	5,5	2,3	2,0	Kırmızı	500	~0,1 kg.	0,84 TL.	420,00 TL.
SP-IKY/2x1,5-8	2x1,5	8,0	8,0	16,0	6,4	2,6	2,3	Siyah	250	~0,1 kg.	1,09 TL.	272,50 TL.
SP-IKY/2x1,5-12		8,0	12,0	20,0	6,4	2,6	2,3	Siyah	250	~0,1 kg.	1,51 TL.	377,50 TL.
SP-IKY/2x2,5-10	2x2,5	9,0	10,0	19,0	8,0	3,3	2,9	Gri	200	~0,1 kg.	1,39 TL.	278,00 TL.
SP-IKY/2x4-12	2x4	11,0	12,0	23,0	8,8	4,2	3,8	Turuncu	100	~0,1 kg.	1,91 TL.	191,00 TL.
SP-IKY/2x6-14	2x6	12,0	14,0	26,0	9,5	5,3	4,9	Yeşil	75	~0,1 kg.	3,04 TL.	228,00 TL.
SP-IKY/2x10-14	2x10	13,0	14,0	27,0	13,6	6,9	6,5	Kahve	50	~0,1 kg.	3,54 TL.	177,00 TL.
SP-IKY/2x16-14	2x16	17,0	14,0	31,0	19,0	8,7	8,3	Bej	25	~0,1 kg.	5,04 TL.	126,00 TL.

YÜKSÜK KODLARIMIZDA, BİRİNCİ RAKAMLAR KESİTİ, İKİNCİ RAKAMLAR YÜKSÜK BOYLARINI GÖSTERMEKTEDİR.

FOR THE INSULATED CABLE END-SLEEVES, THE FIRST PART OF THE PRODUCT CODE INDICATES THE DIAMETER AND THE SECOND PART INDICATES LENGTH OF THE PRODUCT.

ALMAN RENK NORMUNA UYGUNDUR.

CONFORMED TO GERMAN COLOR STANDARD.

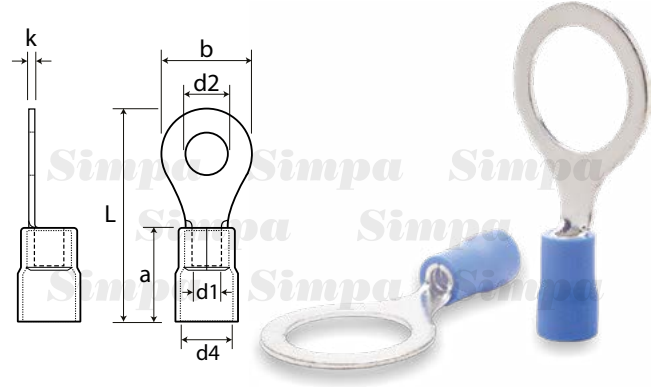
SP-IKY/2 ÖZELLİKLERİ / SPECIFICATIONS

HAMMADDE / MATERIAL	BAKIR / COPPER
KAPLAMA / COATING	KALAY / TIN PLATED
İZOLASYON / INSULATION	POLİPROPİLEN / POLYPROPYLENE



SP-YK

İZOLELİ YUVARLAK TİP KABLO PABUÇLARI INSULATED RING TYPE TERMINALS




5846 sayılı yasa gereği fotoğrafların izinsiz yayınlanması ve kullanılması kesinlikle yasaktır.

Ürün Kodu Order Code	Kablo Kesiti Cable Section (mm ²)	Civata Deliği Bolt	Boyutlar Dimensions							Renk Color	Kutu Adedi Box Pcs.	Kutu Ağırlığı Box Weight	Birim Fiyatı Unit Price	Kutu Fiyatı Box Price
			d1	d4	a	d2	b	L	k					
SP-YK/301	0,5-1,5	M3	1,6	4,3	10,0	3,2	5,7	17,6	0,7	Kırmızı	200	~0,2 kg.	1,72 TL.	344,00 TL.
SP-YK/401		M4	1,6	4,3	10,0	4,3	8,0	20,8	0,7	Kırmızı	200	~0,2 kg.	1,82 TL.	364,00 TL.
SP-YK/501		M5	1,6	4,3	10,0	5,3	9,8	23,0	0,7	Kırmızı	200	~0,2 kg.	2,23 TL.	446,00 TL.
SP-YK/601		M6	1,6	4,3	10,0	6,4	11,6	26,8	0,7	Kırmızı	200	~0,2 kg.	3,30 TL.	660,00 TL.
SP-YK/801		M8	1,6	4,3	10,0	8,4	14,0	30,0	0,8	Kırmızı	200	~0,2 kg.	4,62 TL.	924,00 TL.
SP-YK/302	1,5-2,5	M3	2,3	4,9	10,0	3,2	6,6	17,5	0,8	Mavi	200	~0,2 kg.	2,03 TL.	406,00 TL.
SP-YK/402		M4	2,3	4,9	10,0	4,3	8,5	22,0	0,8	Mavi	200	~0,2 kg.	2,23 TL.	446,00 TL.
SP-YK/402-S		M4	2,3	4,8	10,0	4,3	6,5	21,0	0,8	Mavi	200	~0,1 kg.	2,52 TL.	504,00 TL.
SP-YK/502		M5	2,3	4,9	10,0	5,3	9,5	22,0	0,8	Mavi	200	~0,2 kg.	2,52 TL.	504,00 TL.
SP-YK/502-S		M5	2,3	4,8	10,0	5,3	8,5	22,5	0,8	Mavi	200	~0,1 kg.	2,83 TL.	566,00 TL.
SP-YK/602		M6	2,3	4,9	10,0	6,4	12,0	27,0	0,8	Mavi	100	~0,2 kg.	2,92 TL.	292,00 TL.
SP-YK/802		M8	2,3	4,9	10,0	8,4	12,0	27,0	0,8	Mavi	100	~0,1 kg.	4,62 TL.	462,00 TL.
SP-YK/1002	4-6	M10	2,3	4,9	10,0	10,5	18,0	33,5	0,8	Mavi	100	~0,2 kg.	6,60 TL.	660,00 TL.
SP-YK/1202		M12	2,3	4,9	10,0	13,0	19,2	36,2	0,8	Mavi	100	~0,2 kg.	6,05 TL.	605,00 TL.
SP-YK/406		M4	3,6	6,7	13,0	4,3	9,5	25,8	1,0	Sarı	100	~0,2 kg.	4,39 TL.	439,00 TL.
SP-YK/506		M5	3,6	6,7	13,0	5,3	9,5	25,8	1,0	Sarı	100	~0,2 kg.	4,46 TL.	446,00 TL.
SP-YK/606		M6	3,6	6,7	13,0	6,4	12,0	30,0	1,0	Sarı	100	~0,2 kg.	5,21 TL.	521,00 TL.
SP-YK/806		M8	3,6	6,7	13,0	8,4	15,0	34,0	1,0	Sarı	75	~0,2 kg.	6,70 TL.	502,50 TL.
SP-YK/1006		M10	3,6	6,7	13,0	10,5	15,0	34,0	1,0	Sarı	75	~0,2 kg.	9,02 TL.	676,50 TL.
SP-YK/1206		M12	3,6	6,7	13,0	13,0	19,2	38,4	1,0	Sarı	50	~0,2 kg.	8,03 TL.	401,50 TL.

SP-YK ÖZELLİKLERİ / SPECIFICATIONS

HAMMADDE / MATERIAL	BAKIR / COPPER
KAPLAMA / COATING	KALAY / TIN PLATED
İZOLASYON / INSULATION	PVC





SP-CK

İZOLELİ ÇATAL TİP KABLO PABUÇLARI

INSULATED FORK TYPE TERMINALS

5846 sayılı yasa gereği fotoğrafların izinsiz yayınlanması ve kullanılması kesinlikle yasaktır.

Ürün Kodu Order Code	Kablo Kesiti Cable Section (mm ²)	Civata Deligi Bolt	Boyutlar Dimensions							Renk Color	Kutu Adedi Box Pcs.	Kutu Ağırlığı Box Weight	Birim Fiyatı Unit Price	Kutu Fiyatı Box Price
			d1	d4	a	d2	b	L	k					
SP-CK/301	0,5-1,5	M3	1,6	4,3	10,0	3,2	5,7	21,2	0,7	Kırmızı	200	~0,2 kg.	1,68 TL.	336,00 TL.
SP-CK/401		M4	1,6	4,3	10,0	4,3	8,1	21,2	0,7	Kırmızı	200	~0,2 kg.	1,79 TL.	358,00 TL.
SP-CK/501		M5	1,6	4,3	10,0	5,3	9,5	21,2	0,7	Kırmızı	200	~0,2 kg.	2,23 TL.	446,00 TL.
SP-CK/601		M6	1,6	4,3	10,0	6,4	12	27,2	0,7	Kırmızı	200	~0,2 kg.	2,52 TL.	504,00 TL.
SP-CK/302	1,5-2,5	M3	2,3	4,9	10,0	3,2	5,7	21,2	0,8	Mavi	200	~0,2 kg.	2,03 TL.	406,00 TL.
SP-CK/402		M4	2,3	4,9	10,0	4,3	8,1	21,2	0,8	Mavi	200	~0,2 kg.	2,03 TL.	406,00 TL.
SP-CK/402-S		M4	2,3	4,8	10,0	4,3	6,4	22,0	0,8	Mavi	200	~0,2 kg.	2,44 TL.	488,00 TL.
SP-CK/502		M5	2,3	4,9	10,0	5,3	9,5	21,2	0,8	Mavi	200	~0,2 kg.	2,48 TL.	496,00 TL.
SP-CK/602		M6	2,3	4,9	10,0	6,4	12,0	27,2	0,8	Mavi	100	~0,2 kg.	2,64 TL.	264,00 TL.
SP-CK/406	4-6	M4	3,6	6,7	13,0	4,3	8,3	26,0	1,0	Sarı	100	~0,2 kg.	4,16 TL.	416,00 TL.
SP-CK/506		M5	3,6	6,7	13,0	5,3	9,0	26,0	1,0	Sarı	100	~0,2 kg.	4,16 TL.	416,00 TL.
SP-CK/606		M6	3,6	6,7	13,0	6,4	12,0	32,0	1,0	Sarı	100	~0,2 kg.	5,55 TL.	555,00 TL.
SP-CK/806		M8	3,6	6,7	13,0	8,4	14,0	33,0	1,0	Sarı	75	~0,2 kg.	6,47 TL.	485,25 TL.
SP-CK/1006		M10	3,6	6,7	13,0	10,5	15,0	33,0	1,0	Sarı	50	~0,2 kg.	8,00 TL.	400,00 TL.

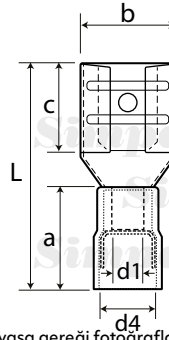
SP-CK ÖZELLİKLERİ / SPECIFICATIONS

HAMMADDE / MATERIAL	BAKIR / COPPER
KAPLAMA / COATING	KALAY / TIN PLATED
İZOLASYON / INSULATION	PVC



SP-FD

İZOLELİ DİŞİ FASTON TİP KABLO UÇLARI INSULATED RECEPTACLES



5846 sayılı yasa gereği fotoğrafların izinsiz yayınlanması ve kullanılması kesinlikle yasaktır.

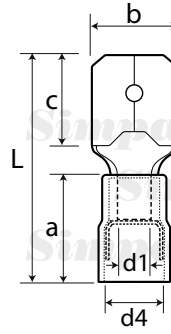
Ürün Kodu Order Code	Kablo Kesiti Cable Section (mm ²)	Soket Genişliği Tab Size	Boyutlar Dimensions						Renk Color	Kutu Adedi Box Pcs.	Kutu Ağırlığı Box Weight	Birim Fiyatı Unit Price	Kutu Fiyatı Box Price
			d1	d4	a	C	b	L					
SP-FD/1288-5	0,5-1,5	0,5x2,8	1,7	3,8	10,0	6,6	3,8	19,0	Kırmızı	200	~0,1 kg.	3,38 TL.	676,00 TL.
SP-FD/1288		0,8x2,8	1,7	3,8	10,0	6,6	3,8	19,0	Kırmızı	200	~0,1 kg.	3,38 TL.	676,00 TL.
SP-FD/1488-5		0,5x4,75	1,7	3,8	10,0	6,4	5,6	19,0	Kırmızı	200	~0,1 kg.	3,73 TL.	746,00 TL.
SP-FD/1488		0,8x4,75	1,7	3,8	10,0	6,4	5,6	19,0	Kırmızı	200	~0,1 kg.	3,73 TL.	746,00 TL.
SP-FD/1638		0,8x6,35	1,7	3,8	10,0	7,5	7,4	21,0	Kırmızı	100	~0,1 kg.	4,24 TL.	424,00 TL.
SP-FD/2288	1,5-2,5	0,8x2,8	2,3	4,3	10,0	6,5	3,8	19,0	Mavi	200	~0,1 kg.	3,73 TL.	746,00 TL.
SP-FD/2488		0,8x4,75	2,3	4,3	10,0	6,4	5,6	19,0	Mavi	200	~0,1 kg.	3,73 TL.	746,00 TL.
SP-FD/2638		0,8x6,35	2,3	4,3	10,0	7,5	7,4	21,0	Mavi	100	~0,1 kg.	4,05 TL.	405,00 TL.
SP-FD/2778		0,8x8	2,3	4,3	10,0	10	9,0	23,0	Mavi	100	~0,1 kg.	4,98 TL.	498,00 TL.
SP-FD/5638	4-6	0,8x6,35	3,4	5,7	13,0	7,5	7,4	25,0	Sarı	100	~0,1 kg.	6,76 TL.	676,00 TL.
SP-FD/5956		1,2x9,4	3,4	5,7	13,0	12	10,9	29,6	Sarı	50	~0,1 kg.	10,08 TL.	504,00 TL.

SP-FD ÖZELLİKLERİ / SPECIFICATIONS

HAMMADDE / MATERIAL	PİRİNÇ / BRASS
KAPLAMA / COATING	KALAY / TIN PLATED
İZOLASYON / INSULATION	PVC

SP-FE

İZOLELİ ERKEK FASTON TİP KABLO UÇLARI INSULATED TABS



5846 sayılı yasa gereği fotoğrafların izinsiz yayınlanması ve kullanılması kesinlikle yasaktır.

Ürün Kodu Order Code	Kablo Kesiti Cable Section (mm ²)	Soket Genişliği Tab Size	Boyutlar Dimensions						Renk Color	Kutu Adedi Box Pcs.	Kutu Ağırlığı Box Weight	Birim Fiyatı Unit Price	Kutu Fiyatı Box Price
			d1	d4	a	c	b	L					
SP-FE/1288	0,5-1,5	0,8x2,8	1,7	4,3	10,0	6,5	2,8	17,7	Kırmızı	250	~0,1 kg.	3,04 TL.	760,00 TL.
SP-FE/1488		0,8x4,75	1,7	4,3	10,0	6,7	4,75	20,0	Kırmızı	250	~0,2 kg.	3,70 TL.	925,00 TL.
SP-FE/1638		0,8x6,35	1,7	4,3	10,0	7,7	6,35	21,0	Kırmızı	150	~0,1 kg.	4,39 TL.	658,50 TL.
SP-FE/2488	1,5-2,5	0,8x4,75	2,3	4,3	10,0	6,7	4,75	20,0	Mavi	250	~0,2 kg.	4,39 TL.	1.097,50 TL.
SP-FE/2638		0,8x6,35	2,3	4,3	10,0	7,7	6,35	21,0	Mavi	150	~0,1 kg.	4,54 TL.	681,00 TL.
SP-FE/5638	4-6	0,8x6,35	3,4	5,7	13,0	7,7	6,35	25,0	Sarı	100	~0,1 kg.	6,76 TL.	676,00 TL.

SP-FE ÖZELLİKLERİ / SPECIFICATIONS

HAMMADDE / MATERIAL	PİRİNÇ / BRASS
KAPLAMA / COATING	KALAY / TIN PLATED
İZOLASYON / INSULATION	PVC



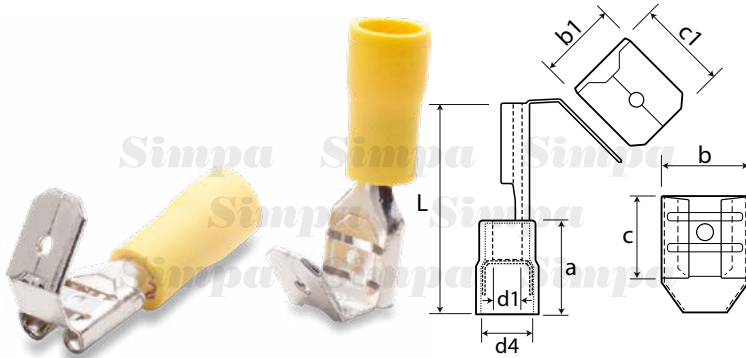


5846 sayılı yasa gereği fotoğrafların izinsiz yayınlanması ve kullanılması kesinlikle yasaktır.

Ürün Kodu Order Code	Kablo Kesiti Cable Section (mm ²)	Soket Genişliği Tab Size	Boyutlar Dimensions						Renk Color	Kutu Adedi Box Pcs.	Kutu Ağırlığı Box Weight	Birim Fiyatı Unit Price	Kutu Fiyatı Box Price
			d1	d4	a	C	b	L					
SP-IFD/1288-5	0,5-1,5	0,5X2,80	1,7	3,8	10,5	6,5	3,2	19,0	Kırmızı	100	~0,1 kg.	4,80 TL	480,00 TL
SP-IFD/1288		0,8X2,80	1,7	3,8	10,5	6,5	3,2	19,0	Kırmızı	100	~0,1 kg.	4,62 TL	462,00 TL
SP-IFD/1488-5		0,5X4,75	1,7	3,8	10,5	6,4	5,6	20,0	Kırmızı	100	~0,1 kg.	4,80 TL	480,00 TL
SP-IFD/1488		0,8X4,75	1,7	3,8	10,5	6,4	5,6	20,0	Kırmızı	100	~0,1 kg.	4,80 TL	480,00 TL
SP-IFD/1638	1,5-2,5	0,8X6,35	1,7	3,8	10,5	7,5	7,4	21,5	Kırmızı	100	~0,2 kg.	5,55 TL	555,00 TL
SP-IFD/2488		0,8X4,75	2,3	4,7	10,5	6,4	5,6	20,0	Mavi	100	~0,1 kg.	4,75 TL	475,00 TL
SP-IFD/2638		0,8X6,35	2,3	4,7	10,5	7,5	7,4	21,5	Mavi	100	~0,2 kg.	5,46 TL	546,00 TL
SP-IFD/5638	4-6	0,8X6,35	3,4	6,2	12,5	7,5	7,4	25,5	Sarı	75	~0,1 kg.	6,97 TL	522,75 TL

SP-IFD ÖZELLİKLERİ / SPECIFICATIONS

HAMMADDE / MATERIAL	PİRİNÇ / BRASS
KAPLAMA / COATING	KALAY / TIN PLATED
İZOLASYON / INSULATION	PVC



5846 sayılı yasa gereği fotoğrafların izinsiz yayınlanması ve kullanılması kesinlikle yasaktır.

Ürün Kodu Order Code	Kablo Kesiti Cable Section (mm ²)	Soket Genişliği Tab Size	Boyutlar Dimensions								Renk Color	Kutu Adedi Box Pcs.	Kutu Ağırlığı Box Weight	Birim Fiyatı Unit Price	Kutu Fiyatı Box Price
			d1	d4	a	c	c1	b	b1	L					
SP-FEG/1638	0,5-1,5	0,8X6,35	1,7	3,8	10,0	8,0	8,2	7,4	6,35	21,5	Kırmızı	100	~0,1 kg.	6,45 TL	645,00 TL
SP-FEG/2638	0,5-2,5	0,8X6,35	2,3	4,3	10,0	8,0	8,2	7,4	6,35	21,5	Mavi	100	~0,2 kg.	6,55 TL	655,00 TL
SP-FEG/5638	4-6	0,8X6,35	3,4	5,7	13,0	8,0	8,2	7,4	6,35	25,0	Sarı	75	~0,2 kg.	7,56 TL	756,00 TL

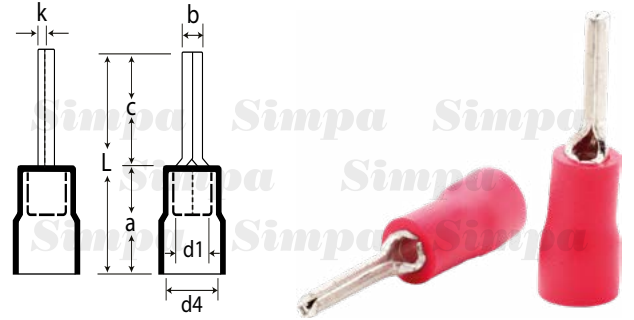
SP-FEG ÖZELLİKLERİ / SPECIFICATIONS

HAMMADDE / MATERIAL	PİRİNÇ / BRASS
KAPLAMA / COATING	KALAY / TIN PLATED
İZOLASYON / INSULATION	PVC



SP-IK

İZOLELİ İĞNE TİP KABLO UÇLARI INSULATED PIN TYPE CONNECTORS



5846 sayılı yasa gereği fotoğrafların izinsiz yayınlanması ve kullanılması kesinlikle yasaktır.

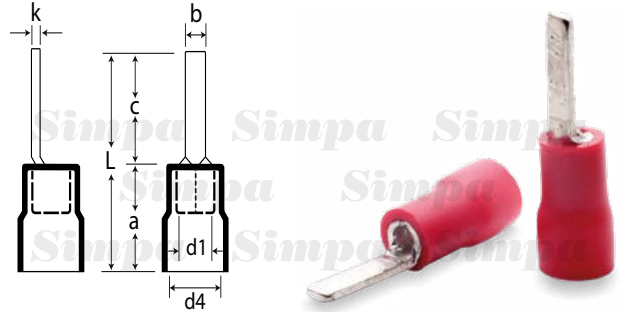
Ürün Kodu Order Code	Kablo Kesiti Cable Section (mm ²)	Boyutlar Dimensions							Renk Color	Kutu Adedi Box Pcs.	Kutu Ağırlığı Box Weight	Birim Fiyatı Unit Price	Kutu Fiyatı Box Price
		d1	d4	a	c	b	L	k					
SP-IK/0,5-1,5	0,5-1,5	1,7	4,3	10,0	10,0	1,9	20,0	0,75	Kırmızı	200	~0,2 kg.	1,91 TL	382,00 TL
SP-IK/1,5-2,5	1,5-2,5	2,3	4,9	10,0	12,0	1,9	22,0	0,8	Mavi	200	~0,2 kg.	2,31 TL	462,00 TL
SP-IK/4-6	4-6	3,4	6,7	13,0	12,5	2,8	25,5	1,0	Sarı	100	~0,2 kg.	5,49 TL	549,00 TL

SP-IK ÖZELLİKLERİ / SPECIFICATIONS

HAMMADE / MATERIAL	BAKIR / COPPER
KAPLAMA / COATING	KALAY / TIN PLATED
İZOLASYON / INSULATION	PVC

SP-IBU

İZOLELİ BIÇAK TİP KABLO UÇLARI INSULATED BLADE TYPE TERMINALS



5846 sayılı yasa gereği fotoğrafların izinsiz yayınlanması ve kullanılması kesinlikle yasaktır.

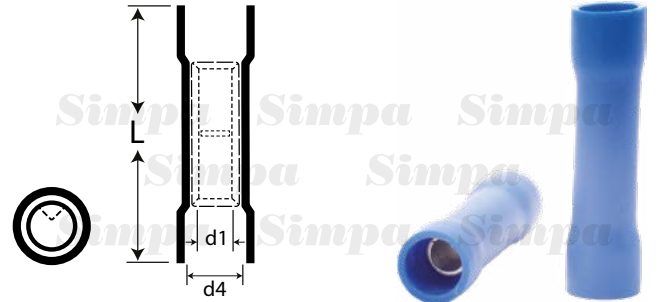
Ürün Kodu Order Code	Kablo Kesiti Cable Section (mm ²)	Boyutlar Dimensions							Renk Color	Kutu Adedi Box Pcs.	Kutu Ağırlığı Box Weight	Birim Fiyatı Unit Price	Kutu Fiyatı Box Price
		d1	d4	a	c	b	L	k					
SP-IBU/101-14	0,5-1,5	1,7	3,8	10,0	14,0	3	24,0	0,75	Kırmızı	200	~0,2 kg.	4,54 TL	908,00 TL
SP-IBU/102-18	1,5-2,5	2,3	4,9	10,0	18,0	2,2	28,0	0,75	Mavi	200	~0,2 kg.	5,55 TL	1.110,00 TL

SP-IBU ÖZELLİKLERİ / SPECIFICATIONS

HAMMADE / MATERIAL	PİRİNÇ / BRASS
KAPLAMA / COATING	KALAY / TIN PLATED
İZOLASYON / INSULATION	PVC

SP-IEM

İZOLELİ EK MUFLAR INSULATED BUTT CONNECTORS



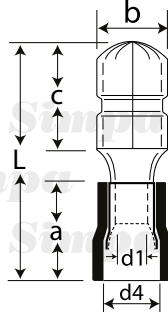
5846 sayılı yasa gereği fotoğrafların izinsiz yayınlanması ve kullanılması kesinlikle yasaktır.

Ürün Kodu Order Code	Kablo Kesiti Cable Section (mm ²)	Boyutlar Dimensions			Renk Color	Kutu Adedi Box Pcs.	Kutu Ağırlığı Box Weight	Birim Fiyatı Unit Price	Kutu Fiyatı Box Price
		d1	d4	L					
SP-IEM/251	0,5-1,5	1,7	4,0	25,0	Kırmızı	150	~0,1 kg.	4,03 TL	604,50 TL
SP-IEM/252	1,5-2,5	2,3	4,9	16,0	Mavi	150	~0,3 kg.	4,39 TL	658,50 TL
SP-IEM/256	4-6	3,6	6,7	20,5	Sarı	100	~0,2 kg.	7,75 TL	775,00 TL

SP-IEM ÖZELLİKLERİ / SPECIFICATIONS

HAMMADE / MATERIAL	BAKIR / COPPER
KAPLAMA / COATING	KALAY / TIN PLATED
İZOLASYON / INSULATION	PVC





5846 sayılı yasa gereği fotoğrafların izinsiz yayınlanması ve kullanılması kesinlikle yasaktır.

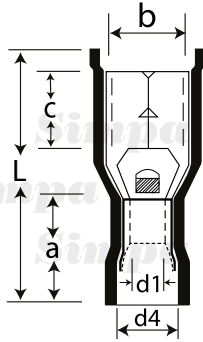
SP-ET

İZOLELİ ERKEK KABLO TERMİNALLERİ INSULATED MALE BULLET CONNECTORS

Ürün Kodu Order Code	Kablo Kesiti Cable Section (mm ²)	Boyutlar Dimensions						Renk Color	Kutu Adedi Box Pcs.	Kutu Ağırlığı Box Weight	Birim Fiyatı Unit Price	Kutu Fiyatı Box Price
		d1	d4	a	c	b	L					
SP-ET/1040	0,5-1,5	1,7	3,8	10,0	11,0	4,0	21,0	Kırmızı	200	~0,2 kg.	3,93 TL.	786,00 TL.
SP-ET/2040	1,5-2,5	2,3	4,7	10,0	11,0	4,0	21,0	Mavi	200	~0,2 kg.	4,34 TL.	868,00 TL.
SP-ET/2050		2,3	4,7	10,0	11,0	5,0	21,0	Mavi	200	~0,2 kg.	4,62 TL.	924,00 TL.
SP-ET/5050	4-6	3,4	6,2	13,0	12,0	5,0	25,0	Sarı	100	~0,1 kg.	6,36 TL.	636,00 TL.

SP-ET ÖZELLİKLERİ / SPECIFICATIONS

HAMMADDE / MATERIAL	PIRİNÇ / BRASS
KAPLAMA / COATING	KALAY / TIN PLATED
İZOLASYON / INSULATION	PVC



5846 sayılı yasa gereği fotoğrafların izinsiz yayınlanması ve kullanılması kesinlikle yasaktır.

SP-DT

İZOLELİ DIŞI KABLO TERMİNALLERİ INSULATED FEMALE BULLET CONNECTORS

Ürün Kodu Order Code	Kablo Kesiti Cable Section (mm ²)	Boyutlar Dimensions						Renk Color	Kutu Adedi Box Pcs.	Kutu Ağırlığı Box Weight	Birim Fiyatı Unit Price	Kutu Fiyatı Box Price
		d1	d4	a	c	b	L					
SP-DT/1040	0,5-1,5	1,7	3,8	10,5	7,0	4,0	24,5	Kırmızı	100	~0,2 kg.	5,04 TL.	504,00 TL.
SP-DT/2040	1,5-2,5	2,3	4,7	10,5	7,0	4,0	24,5	Mavi	100	~0,2 kg.	5,32 TL.	532,00 TL.
SP-DT/2050		2,3	4,7	10,5	7,0	5,0	25,5	Mavi	100	~0,2 kg.	5,55 TL.	555,00 TL.
SP-DT/5050	4-6	3,4	6,2	10,5	7,0	5,0	29,5	Sarı	100	~0,2 kg.	7,96 TL.	796,00 TL.

SP-DT ÖZELLİKLERİ / SPECIFICATIONS

HAMMADDE / MATERIAL	PIRİNÇ / BRASS
KAPLAMA / COATING	KALAY / TIN PLATED
İZOLASYON / INSULATION	PVC



Simpa[®]

ELEKTRİK MALZEMESİ SAN. ve TİC. A.Ş.

DES Sanayi Sitesi 105 Sokak B11 Blok No:16

Yukarı Dudullu - İstanbul

Tel : +90 (216) 415 38 97

: +90 (216) 499 69 62

Fax : +90 (216) 420 68 82

info@simpaelektrik.com.tr

www.simpaelektrik.com.tr